

Job Name: 25-4539 - 863644 Airport South Logistics
 Job Location: Shepherdsville, KY
 Contractor: Contech Engineering Solutions

Plant: Beaver Dam

Tech: J. Coppinge

12/8/2025 10:16:39 AM

PC: T. Sekula



Structure ID: 10-CS-12

P2 MH144RS66

MH RISER

- P5) 24" - CASTING HEIGHT - 4"
- P4) 144" - MH FLAT TOP SPEC. (2 - 24"Ø HOLES) - 18"
- P3) 144" - MH RISER - 84"
- P2) 144" - MH RISER - 66"
- P1) 144" - MH MONOBASE 14F, Custom Ht - 24"
- 1) CVSTENCILING
- 1) ASSEMBLY REQUIRED - BRACKET INSTALLATION
- 3) 144" - Conseal CS-102 1.00"
- 2) Hole - 44

Structure Notes:
 (4" TALL CASTINGS PROVIDED BY OTHERS)

 CONTECH'S LOGO AS WELL AS THE INLET AND OUTLET MUST BE STENCILED ONTO THE STRUCTURE

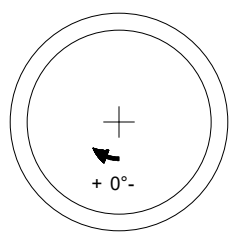
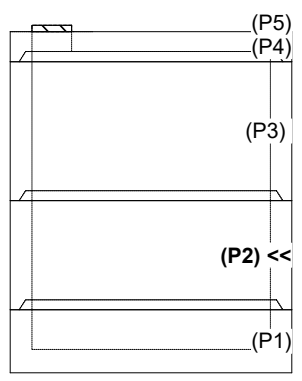
 ICAST TO INSTALL THE INTERNAL BRACKETS INTERNAL COMPONENTS TO BE INTALLED ON SITE BY CONTECH FIELD CONSULTANTS

Structure Total: 140544 lb

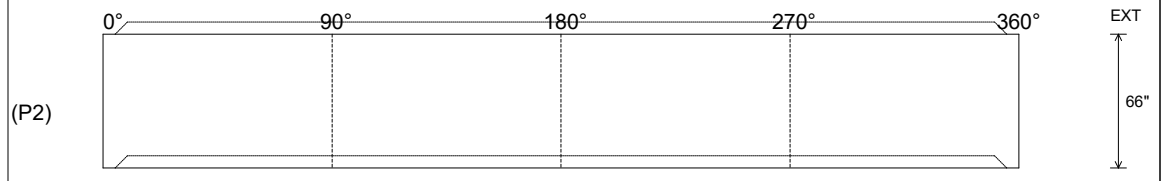
Rim: 485.91' Rim to Invert: 8.16' Slack: 9.92" Sump: 108" Step Position:

Position	Elev	Angle	Ext. (cw)	Pipe	Pipe OD	Connector	Hole	Horz Size	Up (L)	Offset
Invert 1										
Invert 2										
Invert 3										
Invert 4										
Invert 5										
Invert 6										
Invert 7										
Invert 8										

RIGHT-SIDE UP VIEW (int. dimensions)



INSIDE WALL DIMENSIONS



Coating (Int): Coating (Ext):	Seam Up: Tongue Seam Dn: Groove	Wall Thickness: 13" Floor Height: 0"	Height (Int): 66" Height (Ext): 66"	Weight (Net): 35511 lb Volume (Net): 9.07cu.yd
----------------------------------	------------------------------------	---	--	---