

Job Name: 25-4532 Rogersville Wholesale Meter
Job Location: Vine Grove, KY
Contractor: Hardin County Water District No. 1

PC: T. Lewis
 TECH: S. Felletter
 Plant: Beaver Dam



Structure ID: **54532 (2)**
 Spec: Vaults
 Type: BX 8inW, 6inF
 Size: 72" x 240"

Rim: 5.667'
 Invert: 1.667'
 Rim to Invert: 4'

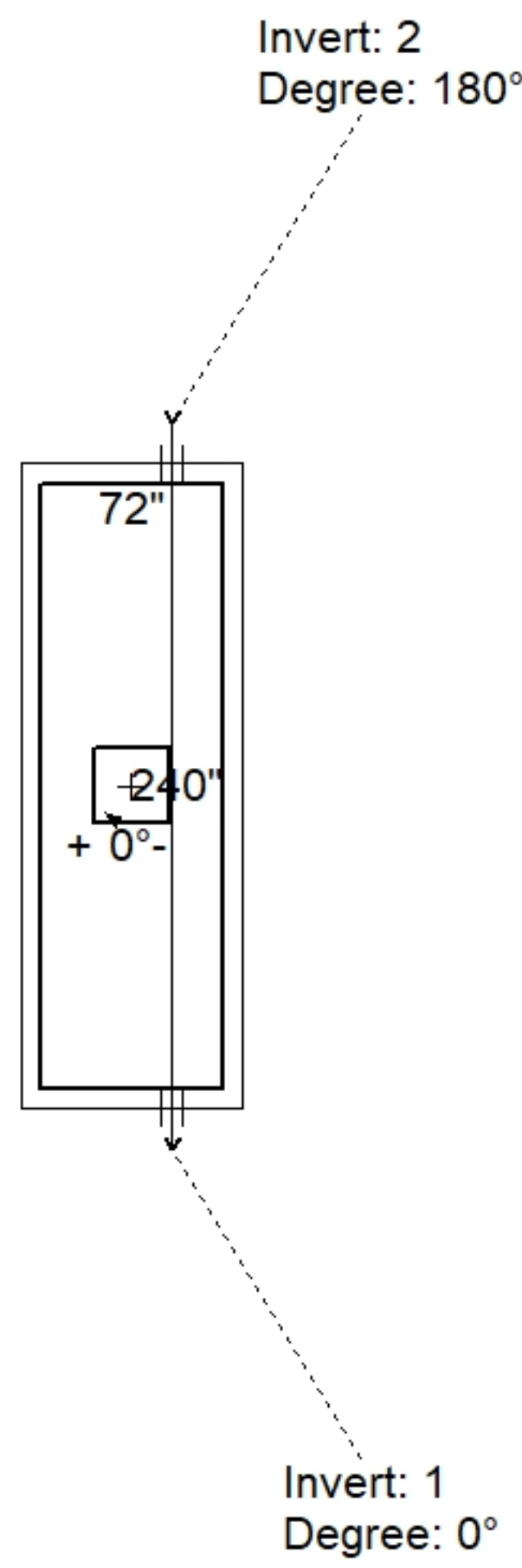
Sump: 20"
 Floor (Top): 0'
 Floor Height: 6"

Floor (Bot): -0.5'
 Overall Height: 6.167'
 Slack: 0"

Structure Notes:

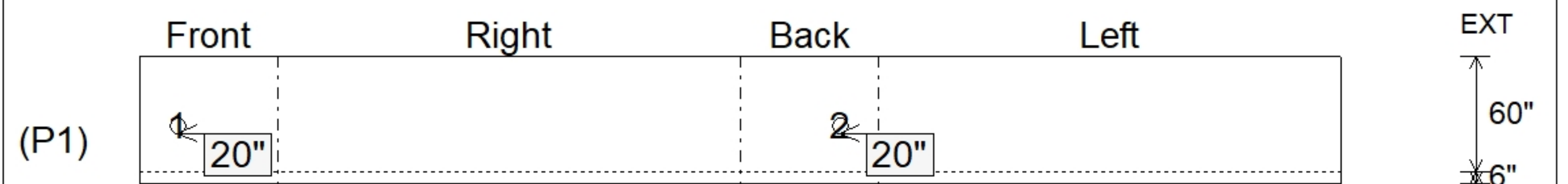
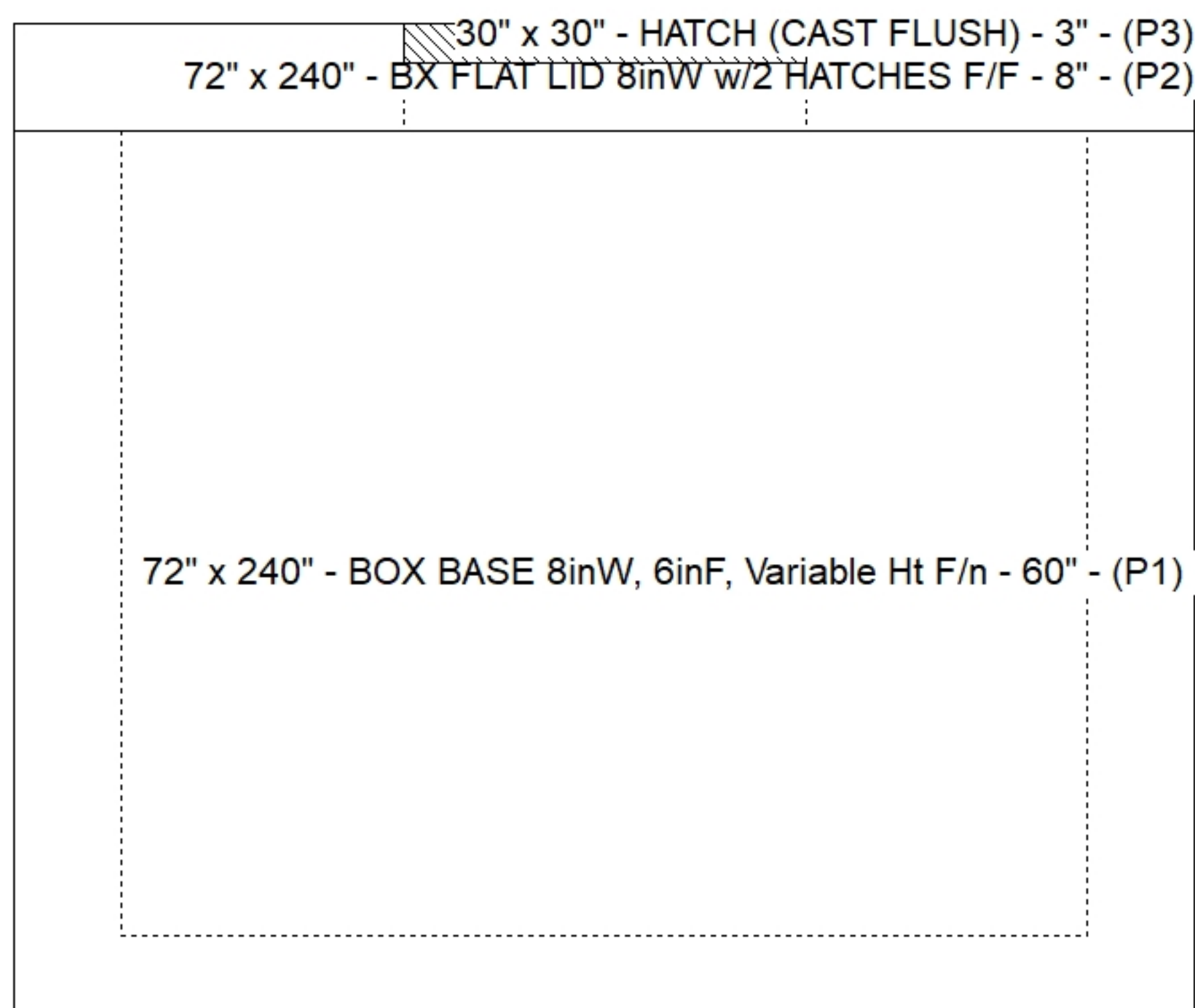
STRUCTURE SUMMARY:

| | |
|---|-----------------|
| P3) 30" x 30" - HATCH (CAST FLUSH) - 3" | 100 lb |
| P2) 72" x 240" - BX FLAT LID 8inW w/2 HATCHES F/F - 8" | 13915 lb |
| P1) 72" x 240" - BOX BASE 8inW, 6inF, Variable Ht F/n - 60" | 37697 lb |
| 1) This Structure Includes a Cast-in Item | 0 lb |
| 1) 30" x 30" - Conseal CS-102 1.00" | 0 lb |
| 2) Hole - 8 | 0 lb |
| Structure Total: | 51712 lb |



| Position | Elev | Angle | Pipe | Pipe OD | Hole | Connector | Up (") | Ref |
|----------|--------|-------|---------|---------|------|-----------|--------|-----|
| Rim | 5.667' | | | | | | | |
| Reducer | | | | | | | | |
| Invert 1 | 1.667' | 0° | 8" Hole | 8" | 8" | Hole 8 | 20" | P1 |
| Invert 2 | 1.667' | 180° | 8" Hole | 8" | 8" | Hole 8 | 20" | P1 |
| Invert 3 | | | | | | | | |
| Invert 4 | | | | | | | | |
| Invert 5 | | | | | | | | |
| Invert 6 | | | | | | | | |
| Invert 7 | | | | | | | | |
| Invert 8 | | | | | | | | |

Default - Interior Dimensions



Submittal Drawing
 12/30/2025 12:01:55 PM

SUBMITTAL
 APPROVED BY: