

Job Name: 25-4488 - WVDOT Wood Co NHPP-0068(192)
 Job Location: Parkersburg, WV
 Contractor: Triton Construction

Plant: 100
 3/26/2026 1:42:33 PM

Tech: Jared - F
 PC: E. Bradley



Structure ID: MH-05

P2 MH060RS24

MH RISER T/G

- P4) 24" - CASTING HEIGHT - 8.85"
- P3) 60" - MH FLAT TOP w/ 24" ECC Hole F/G - 13"
- P2) 60" - MH RISER T/G - 24"
- P1) 60" - MH BASE Custom Ht T/n - 55"
- 1) CASTING - NEENAH R-1785 (F/C)
- 2) 60" - Conseal CS-102 1.00"
- 1) Hole - 38
- 1) Hole - 40
- 7) MH Step ML-10-TDS-NCR - 10"

0 lb
 2869 lb
 2505 lb
 7183 lb
 294 lb
 0 lb
 0 lb
 0 lb
 0 lb

Structure Total: 12852 lb

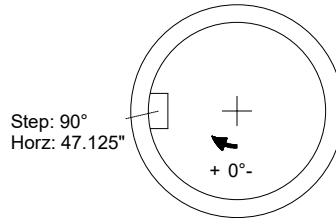
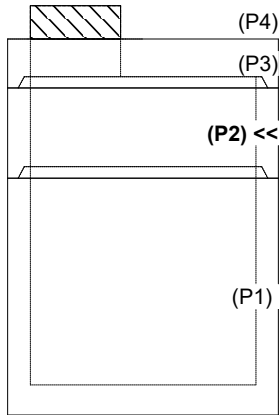
Structure Notes:
****WVDOT STATE PROJECT****
 1. PER ASTM C478 SPECIFICATIONS.
 2. CONCRETE = 4,000 PSI AT 28 DAYS.
 3. INVERT CHANNEL (BY OTHERS).
 4. CASTING BY I-CAST (NEENAH R-1785 (F/C)).

REINFORCING PER ASTM A615 (GRADE 60).
 - TOP SLAB (As .62) #5 BARS AT 6" C.C.E.W..
 - RISER/WALLS (As .18)
 - FLOOR (As .37) #5 BARS AT 10" C.C.E.W.

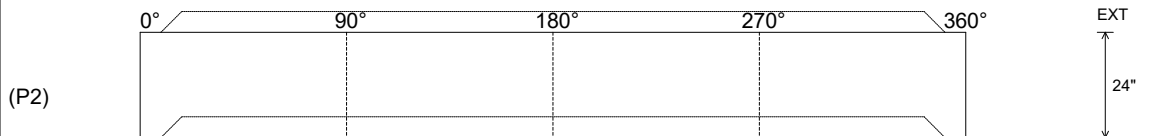
Rim: 603.25' Rim to Invert: 8.45' Slack: 0.55" Sump: 0" Step Position: 90

Position	Elev	Angle	Ext. (cw)	Pipe	Pipe OD	Connector	Hole	Horz Size	Up (L)	Offset
Invert 1										
Invert 2										
Invert 3										
Invert 4										
Invert 5										
Invert 6										
Invert 7										
Invert 8										

RIGHT-SIDE UP VIEW (int. dimensions)



INSIDE WALL DIMENSIONS



Coating (Int):
 Coating (Ext):

Seam Up: Tongue
 Seam Dn: Groove

Wall Thickness: 6"
 Floor Height: 0"

Height (Int): 24"
 Height (Ext): 24"

Weight (Net): 2505 lb
 Volume (Net): 0.64cu.yd