

Job Name: 25-4488 - WV DOT Wood Co NHPP-0068(192)
 Job Location: Parkersburg, WV
 Contractor: Triton Construction

Plant: 100

Tech: Jared - F

3/26/2026 1:41:49 PM

PC: E. Bradley



Structure ID: B-06

P1 BX2428-08BAVF

BOX BASE 8inW, 8inF, Variable Ht F/n

- P2) 24" x 28" - CASTING HEIGHT - 8"
- P1) 24" x 28" - BOX BASE 8inW, 8inF, Variable Ht - 61"
- 1) Conseal CS-102 1.00" (Single)
- 1) SECONDARY POUR - Walls
- 1) CASTING - NEENAH R-3588-L (L GRATE)
- 1) CASTING - NEENAH R-3589 (FRAME)
- 1) Hole - 24"

0 lb
 6447 lb
 0 lb
 0 lb
 152 lb
 250 lb
 0 lb

 Structure Total: 6849 lb

Structure Notes:

- **WV DOT STATE PROJECT**
- 1. PER ASTM C913 SPECIFICATIONS.
- 2. CONCRETE = 4,000 PSI AT 28 DAYS.
- 3. NO STEPS AND NO INVERT CHANNEL.
- 4. CASTING BY I-CAST (NEENAH R-3589 (FRAME)& R-3588-L (L GRATE)) .

REINFORCING PER ASTM A615 (GRADE 60).
 - WALLS (As .12) #5 BARS AT 12" C.C.E.W.
 - FLOOR (As .12) #5 BARS AT 12" C.C.E.W.

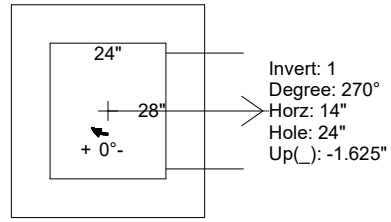
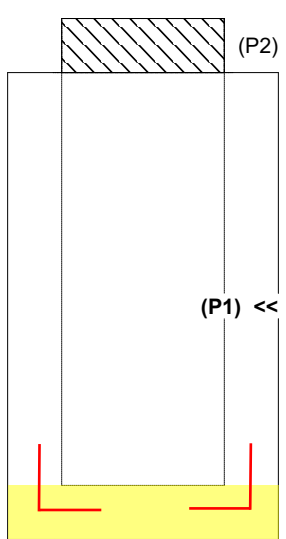
Rim: 613.05' Rim to Invert: 6.32' Slack: 6.84" Sump: 0" Step Position:

Position	Elev	Angle	Ext. (cw)	Pipe	Pipe OD	Connector	Hole	Horz Size	Up ()	Offset
Invert 1	606.73'	270°	22"	18" HDPE	21.2"	Hole 24	24"	24"	-1.625"	0"
Invert 2										
Invert 3										
Invert 4										
Invert 5										
Invert 6										
Invert 7										
Invert 8										

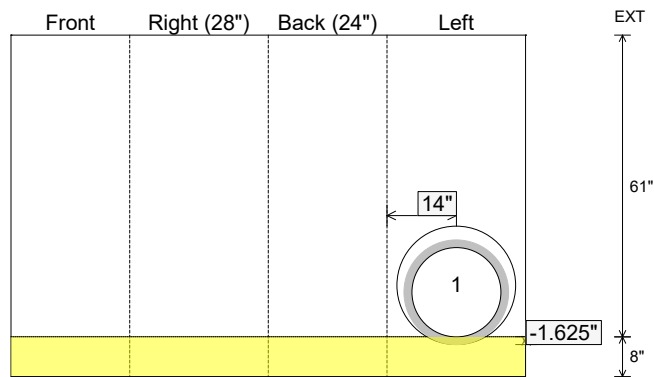
RIGHT-SIDE UP VIEW (int. dimensions)

UPSIDE-DOWN VIEW (int. dimensions)

1ST POUR (FLOOR) = 1,182 LBS
 2ND POUR (WALLS) = 5,265 LBS



INSIDE WALL DIMENSIONS



1ST POUR (FLOOR)
 STUB #5 L BARS OUT
 TOP FLOOR, SPA AT
 12" C/C FOR
 CONNECTING WALLS

Coating (Int): Coating (Ext):	Seam Up: Flat Seam Dn: n/a	Wall Thickness: 8" Floor Height: 8"	Height (Int): 61" Height (Ext): 69"	Weight (Net): 6447 lb Volume (Net): 1.65cu.yd
----------------------------------	-------------------------------	--	--	--

Job Name: 25-4488 - WVDOT Wood Co NHPP-0068(192)
 Job Location: Parkersburg, WV
 Contractor: Triton Construction

Plant: 100

Tech: Jared - F

3/26/2026 1:41:49 PM

PC: E. Bradley



Structure ID: B-06

P1 BX2428-08BAVF

BOX BASE 8inW, 8inF, Variable Ht F/n

- P2) 24" x 28" - CASTING HEIGHT - 8"
- P1) 24" x 28" - BOX BASE 8inW, 8inF, Variable Ht - 61"
- 1) Conseal CS-102 1.00" (Single)
- 1) SECONDARY POUR - Walls
- 1) CASTING - NEENAH R-3588-L (L GRATE)
- 1) CASTING - NEENAH R-3589 (FRAME)
- 1) Hole - 24"

0 lb
 6447 lb
 0 lb
 0 lb
 152 lb
 250 lb
 0 lb

 Structure Total: 6849 lb

Structure Notes:

- **WVDOT STATE PROJECT**
- 1. PER ASTM C913 SPECIFICATIONS.
- 2. CONCRETE = 4,000 PSI AT 28 DAYS.
- 3. NO STEPS AND NO INVERT CHANNEL.
- 4. CASTING BY I-CAST (NEENAH R-3589 (FRAME)& R-3588-L (L GRATE)) .

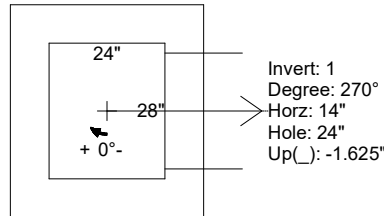
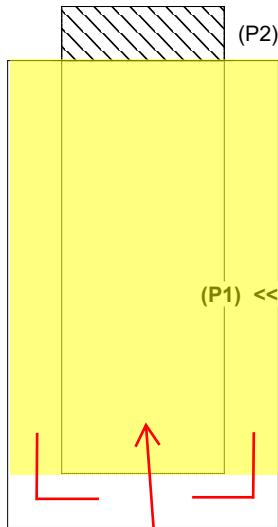
REINFORCING PER ASTM A615 (GRADE 60).
 - WALLS (As .12) #5 BARS AT 12" C.C.E.W.
 - FLOOR (As .12) #5 BARS AT 12" C.C.E.W.

Rim: 613.05' Rim to Invert: 6.32' Slack: 6.84" Sump: 0" Step Position:

Position	Elev	Angle	Ext. (cw)	Pipe	Pipe OD	Connector	Hole	Horz Size	Up ()	Offset
Invert 1	606.73'	270°	22"	18" HDPE	21.2"	Hole 24	24"	24"	-1.625"	0"
Invert 2										
Invert 3										
Invert 4										
Invert 5										
Invert 6										
Invert 7										
Invert 8										

RIGHT-SIDE UP VIEW (int. dimensions)

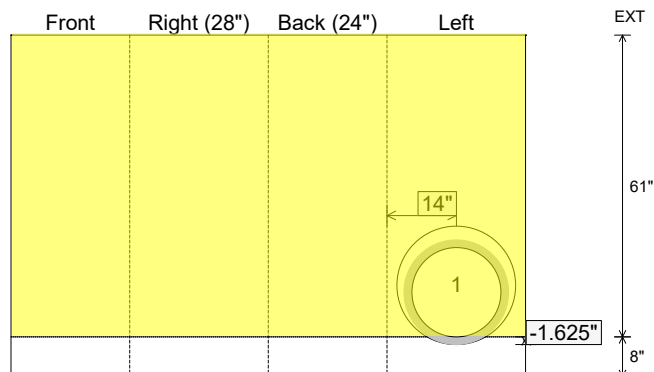
UPSIDE-DOWN VIEW (int. dimensions)



**1ST POUR (FLOOR) = 1,182 LBS
 2ND POUR (WALLS) = 5,265 LBS**

2ND POUR (WALLS)

INSIDE WALL DIMENSIONS



Coating (Int):
 Coating (Ext):

Seam Up: Flat
 Seam Dn: n/a

Wall Thickness: 8"
 Floor Height: 8"

Height (Int): 61"
 Height (Ext): 69"

Weight (Net): 6447 lb
 Volume (Net): 1.65cu.yd