

Job Name: 25-4488 - WVDOT Wood Co NHPP-0068(192)  
 Job Location: Parkersburg, WV  
 Contractor: Triton Construction

Plant: 100  
 3/26/2026 1:41:45 PM

Tech: Jared - F  
 PC: E. Bradley



**Structure ID: A-05**

**P1 BX2428-08BAVF**

**BOX BASE 8inW, 8inF, Variable Ht F/n**

- P2) 24" x 28" - CASTING HEIGHT - 8"
- P1) 24" x 28" - BOX BASE 8inW, 8inF, Variable Ht - 69"
- 1) Conseal CS-102 1.00" (Single)
- 1) SECONDARY POUR - Walls
- 1) CASTING - NEENAH R-3588-L (L GRATE)
- 1) CASTING - NEENAH R-3589 (FRAME)
- 1) Hole - 24"

0 lb  
 7177 lb  
 0 lb  
 0 lb  
 152 lb  
 250 lb  
 0 lb  
 -----  
 Structure Total: 7579 lb

Structure Notes:

- \*\*WVDOT STATE PROJECT\*\*
- 1. PER ASTM C913 SPECIFICATIONS.
- 2. CONCRETE = 4,000 PSI AT 28 DAYS.
- 3. NO STEPS AND NO INVERT CHANNEL.
- 4. CASTING BY I-CAST (NEENAH R-3589 (FRAME)& R-3588-L (L GRATE)) .

REINFORCING PER ASTM A615 (GRADE 60).  
 - WALLS (As .12) #5 BARS AT 12" C.C.E.W.  
 - FLOOR (As .12) #5 BARS AT 12" C.C.E.W.

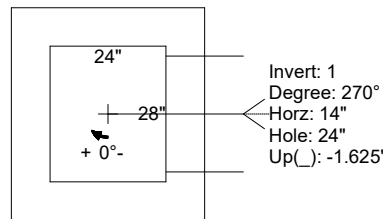
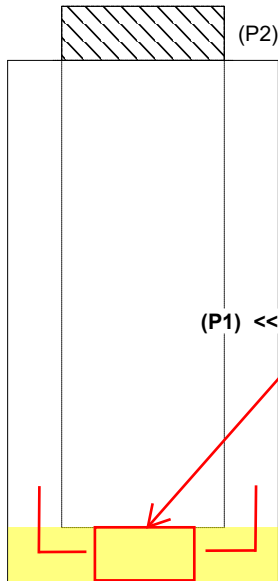
Rim: 610.47' Rim to Invert: 6.96' Slack: 6.52" Sump: 0" Step Position:

Position	Elev	Angle	Ext. (cw)	Pipe	Pipe OD	Connector	Hole	Horz Size	Up ( )	Offset
Invert 1	603.51'	270°	22"	18" HDPE	21.2"	Hole 24	24"	24"	-1.625"	0"
Invert 2										
Invert 3										
Invert 4										
Invert 5										
Invert 6										
Invert 7										
Invert 8										

RIGHT-SIDE UP VIEW (int. dimensions)

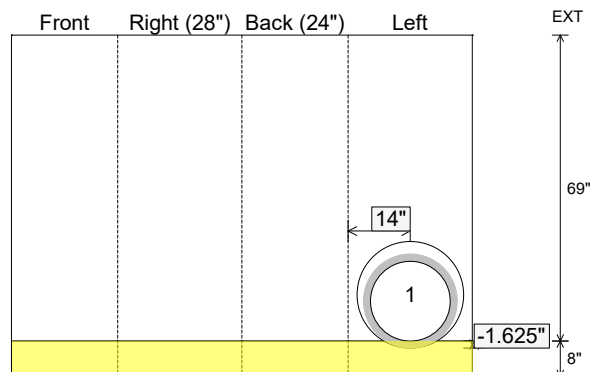
UPSIDE-DOWN VIEW (int. dimensions)

1ST POUR (FLOOR) = 1,182 LBS  
 2ND POUR (WALLS) = 5,995 LBS



hole size (20") for the 16" D.I. exiting through floor.

INSIDE WALL DIMENSIONS



1ST POUR (FLOOR)  
 STUB #5 L BARS OUT  
 TOP FLOOR, SPA AT  
 12" C/C FOR  
 CONNECTING WALLS

Coating (Int): Coating (Ext):	Seam Up: Flat Seam Dn: n/a	Wall Thickness: 8" Floor Height: 8"	Height (Int): 69" Height (Ext): 77"	Weight (Net): 7177 lb Volume (Net): 1.83cu.yd
----------------------------------	-------------------------------	--	--	--

Job Name: 25-4488 - WVDOT Wood Co NHPP-0068(192)  
 Job Location: Parkersburg, WV  
 Contractor: Triton Construction

Plant: 100

Tech: Jared - F

3/26/2026 1:41:45 PM

PC: E. Bradley



**Structure ID: A-05**

**P1 BX2428-08BAVF**

**BOX BASE 8inW, 8inF, Variable Ht F/n**

- P2) 24" x 28" - CASTING HEIGHT - 8"
- P1) 24" x 28" - BOX BASE 8inW, 8inF, Variable Ht - 69"
- 1) Conseal CS-102 1.00" (Single)
- 1) SECONDARY POUR - Walls
- 1) CASTING - NEENAH R-3588-L (L GRATE)
- 1) CASTING - NEENAH R-3589 (FRAME)
- 1) Hole - 24"

0 lb  
 7177 lb  
 0 lb  
 0 lb  
 152 lb  
 250 lb  
 0 lb  
 -----  
 Structure Total: 7579 lb

Structure Notes:

- \*\*WVDOT STATE PROJECT\*\*
- 1. PER ASTM C913 SPECIFICATIONS.
- 2. CONCRETE = 4,000 PSI AT 28 DAYS.
- 3. NO STEPS AND NO INVERT CHANNEL.
- 4. CASTING BY I-CAST (NEENAH R-3589 (FRAME)& R-3588-L (L GRATE)) .

REINFORCING PER ASTM A615 (GRADE 60).  
 - WALLS (As .12) #5 BARS AT 12" C.C.E.W.  
 - FLOOR (As .12) #5 BARS AT 12" C.C.E.W.

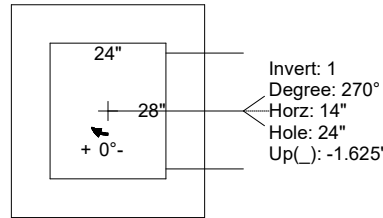
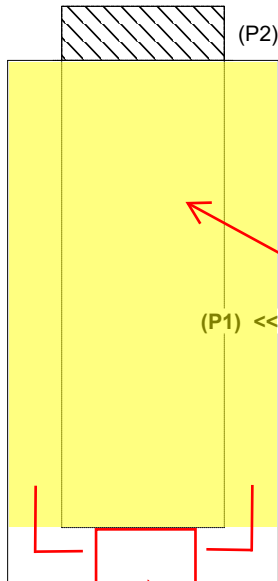
Rim: 610.47' Rim to Invert: 6.96' Slack: 6.52" Sump: 0" Step Position:

Position	Elev	Angle	Ext. (cw)	Pipe	Pipe OD	Connector	Hole	Horz Size	Up ( )	Offset
Invert 1	603.51'	270°	22"	18" HDPE	21.2"	Hole 24	24"	24"	-1.625"	0"
Invert 2										
Invert 3										
Invert 4										
Invert 5										
Invert 6										
Invert 7										
Invert 8										

RIGHT-SIDE UP VIEW (int. dimensions)

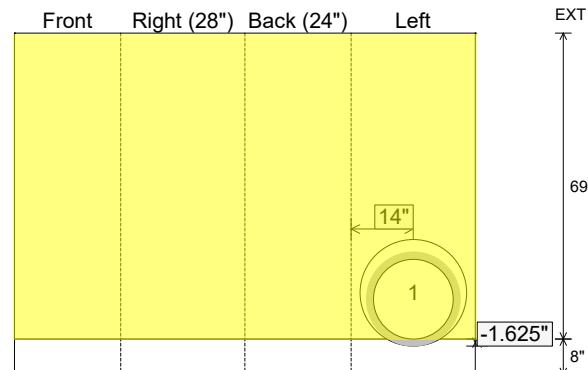
UPSIDE-DOWN VIEW (int. dimensions)

1ST POUR (FLOOR) = 1,182 LBS  
 2ND POUR (WALLS) = 5,995 LBS



2ND POUR (WALLS)

INSIDE WALL DIMENSIONS



hole size (20") for the 16" D.I. exiting through floor.

Coating (Int): Coating (Ext):	Seam Up: Flat Seam Dn: n/a	Wall Thickness: 8" Floor Height: 8"	Height (Int): 69" Height (Ext): 77"	Weight (Net): 7177 lb Volume (Net): 1.83cu.yd
----------------------------------	-------------------------------	--	--	--