

**Job Name: 25-4436 - Chipotle Carriage Gate**  
**Job Location: Richmond, KY 40475**  
**Contractor: Lagco Inc.**

PC: Celina Goff  
 TECH: J. Horsley - A  
 Plant: 100



Structure ID: **ST-7 (8)**  
 Spec: KYTC  
 Type: DBI TYPE 11 private  
 Size: 24" x 30"

Rim: 935.15'  
 Invert: 929.85'  
 Rim to Invert: 5.3'

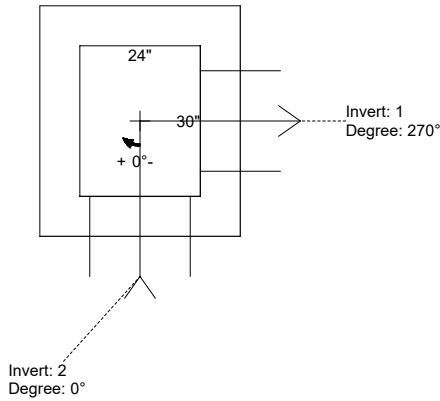
Sump: 0"  
 Floor (Top): 929.85'  
 Floor Height: 8"

Floor (Bot): 929.183'  
 Overall Height: 5.896'  
 Slack: 0.85"

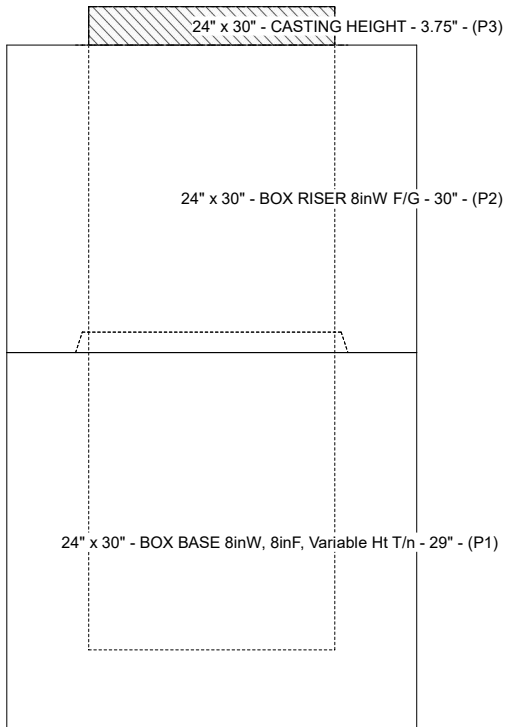
- Structure Notes:**  
 PLAN LABEL: ST7  
 1. PER KYTC DBI TYPE 11 / ASTM C-913 SPECIFICATIONS  
 2. CONCRETE: 4,000 PSI AT 28 DAYS  
 3. REINFORCEMENT: #5 BAR @ 12" C.C. E.W. (GRADE 60)  
 4. NO STORM INVERT  
 5. NO STEPS  
 6. HOE KY-460-11 FRAME & GRATE SUPPLIED BY ICAST

**STRUCTURE SUMMARY:**

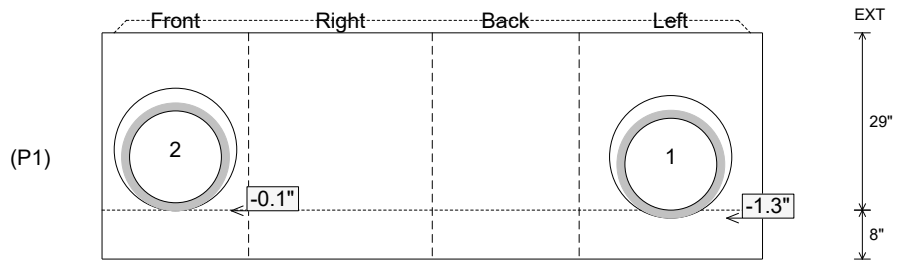
- P3) 24" x 30" - CASTING HEIGHT - 3.75" 0 lb  
 P2) 24" x 30" - BOX RISER 8inW F/G - 30" 2819 lb  
 P1) 24" x 30" - BOX BASE 8inW, 8inF, Variable Ht T/n - 29" 3539 lb  
 1) CASTING - HOE KY-460-11 F/G (DBI 11) 421 lb  
 2) 24" x 30" - Conseal CS-102 1.00" 0 lb  
 2) Hole - 20 0 lb  
 Structure Total: 6779 lb



Position	Elev	Angle	Pipe	Pipe OD	Hole	Connector	Up (")	Ref
Rim	935.15'							
Reducer								
Invert 1	929.85'	270°	15" HDPE	17.6"	20"	Hole 20	-1.3"	P1
Invert 2	929.95'	0°	15" HDPE	17.6"	20"	Hole 20	-0.1"	P1
Invert 3								
Invert 4								
Invert 5								
Invert 6								
Invert 7								
Invert 8								



**Cast (Int. Dim.) - Interior Dimensions**



Submittal Drawing  
 1/27/2026 12:19:09 PM

SUBMITTAL  
 APPROVED BY: