

Job Name: 25-4436 - Chipotle Carriage Gate  
 Job Location: Richmond, KY 40475  
 Contractor: Lagco Inc.

Plant: 100

Tech: J. Horsley - A

1/27/2026 12:22:56 PM

PC: Celina Goff



**Structure ID: ST-7 (8)**

**P2 BX2430-08R30**

**BOX RISER 8inW F/G**

- P3) 24" x 30" - CASTING HEIGHT - 3.75"
- P2) 24" x 30" - BOX RISER 8inW F/G - 30"
- P1) 24" x 30" - BOX BASE 8inW, 8inF, Variable Ht T/n - 29"
- 1) CASTING - HOE KY-460-11 F/G (DBI 11)
- 2) 24" x 30" - Conseal CS-102 1.00"
- 2) Hole - 20

0 lb  
 2819 lb  
 3539 lb  
 421 lb  
 0 lb  
 0 lb

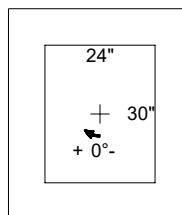
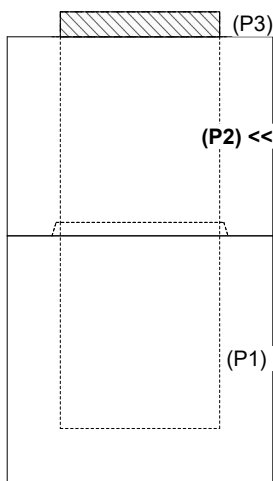
Structure Total: 6779 lb

- Structure Notes:**
1. PER KYTC DBI TYPE 11 / ASTM C-913 SPECIFICATIONS
  2. CONCRETE: 4,000 PSI AT 28 DAYS
  3. REINFORCEMENT: #5 BAR @ 12" C.C. E.W. (GRADE 60) - 2" MIN. REBAR CLEARANCE (TYP)
  4. NO STEPS
  5. HOE KY-460-11 FRAME & GRATE SUPPLIED BY ICAST

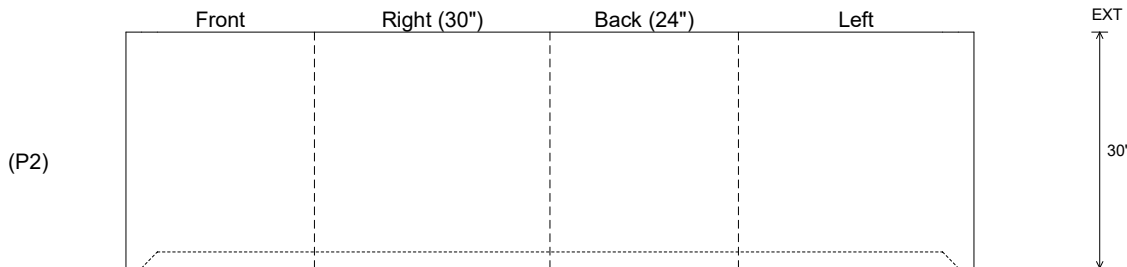
Rim: 935.15' Rim to Invert: 5.3' Slack: 0.85" Sump: 0" Step Position:

Position	Elev	Angle	Ext. (cw)	Pipe	Pipe OD	Connector	Hole	Horz Size	Up ( )	Offset
Invert 1										
Invert 2										
Invert 3										
Invert 4										
Invert 5										
Invert 6										
Invert 7										
Invert 8										

**RIGHT-SIDE UP VIEW (int. dimensions)**



**INSIDE WALL DIMENSIONS**



Coating (Int):  
 Coating (Ext):

Seam Up: Flat  
 Seam Dn: Groove

Wall Thickness: 8"  
 Floor Height: 0"

Height (Int): 30"  
 Height (Ext): 30"

Weight (Net): 2819 lb  
 Volume (Net): 0.72cu.yd