

Job Name: 25-4436 - Chipotle Carriage Gate
 Job Location: Richmond, KY 40475
 Contractor: Lagco Inc.

Plant: 100

1/27/2026 10:52:37 AM

Tech: J. Horsley - A

PC: Celina Goff



Structure ID: ST-6 (7)

P1 BX2430-08BA48

BOX BASE 8inW, 8inF F/n

P2) 24" x 30" - CASTING HEIGHT - 3.75"
 P1) 24" x 30" - BOX BASE 8inW, 8inF F/n - 48"
 1) CASTING - HOE KY-460-11 F/G (DBI 11)
 1) 24" x 30" - Conseal CS-102 1.00"
 2) Hole - 20

0 lb
 5325 lb
 421 lb
 0 lb
 0 lb

 Structure Total: 5746 lb

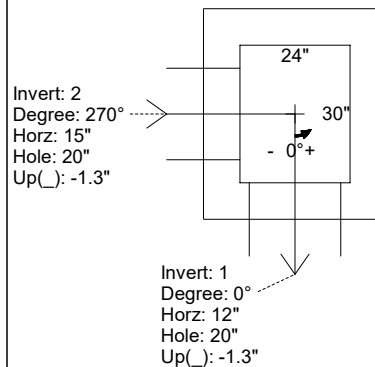
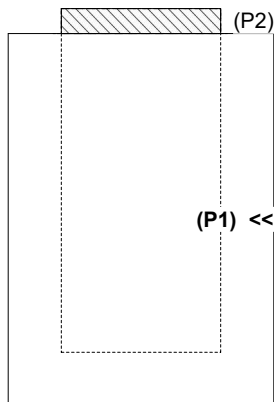
Structure Notes:
 1. PER KYTC DBI TYPE 11 / ASTM C-913 SPECIFICATIONS
 2. CONCRETE: 4,000 PSI AT 28 DAYS
 3. REINFORCEMENT: #5 BAR @ 12" C.C. E.W. (GRADE 60) - 2" MIN. REBAR CLEARANCE (TYP)
 4. NO STORM INVERT
 5. NO STEPS
 6. HOE KY-460-11 FRAME & GRATE SUPPLIED BY ICAST

Rim: 935' Rim to Invert: 4.35' Slack: 0.45" Sump: 0" Step Position:

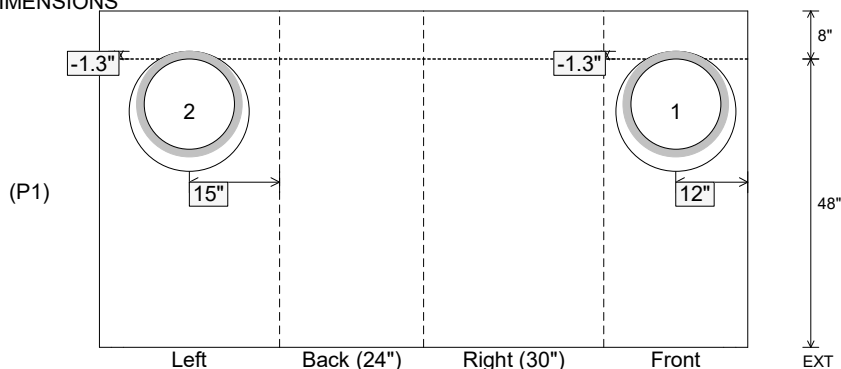
Position	Elev	Angle	Ext. (cw)	Pipe	Pipe OD	Connector	Hole	Horz Size	Up ()	Offset
Invert 1	930.65'	0°	20"	15" HDPE	17.6"	Hole 20	20"	20"	-1.3"	0"
Invert 2	930.65'	270°	23"	15" HDPE	17.6"	Hole 20	20"	20"	-1.3"	0"
Invert 3										
Invert 4										
Invert 5										
Invert 6										
Invert 7										
Invert 8										

RIGHT-SIDE UP VIEW (int. dimensions)

UPSIDE-DOWN VIEW (int. dimenions)



INSIDE WALL DIMENSIONS



Coating (Int):
 Coating (Ext):

Seam Up: Flat
 Seam Dn: n/a

Wall Thickness: 8"
 Floor Height: 8"

Height (Int): 48"
 Height (Ext): 56"

Weight (Net): 5325 lb
 Volume (Net): 1.36cu.yd