

Job Name: 25-4436 - Chipotle Carriage Gate
 Job Location: Richmond, KY 40475
 Contractor: Lagco Inc.

Plant: 100

Tech: J. Horsley - A

1/27/2026 10:52:36 AM

PC: Celina Goff



Structure ID: ST-4 (5)

P1 BX2430-08BA42

BOX BASE 8inW, 8inF F/n

- P2) 24" x 30" - CASTING HEIGHT - 3.75"
- P1) 24" x 30" - BOX BASE 8inW, 8inF F/n - 42"
- 1) CASTING - HOE KY-460-11 F/G (DBI 11)
- 1) 24" x 30" - Conseal CS-102 1.00"
- 2) Hole - 20

0 lb
 4747 lb
 421 lb
 0 lb
 0 lb

 Structure Total: 5168 lb

Structure Notes:


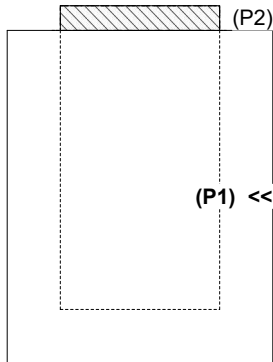
1. PER KYTC DBI TYPE 11 / ASTM C-913 SPECIFICATIONS
2. CONCRETE: 4,000 PSI AT 28 DAYS
3. REINFORCEMENT: #5 BAR @ 12" C.C. E.W. (GRADE 60) - 2" MIN. REBAR CLEARANCE (TYP)
4. NO STORM INVERT
5. NO STEPS
6. HOE KY-460-11 FRAME & GRATE SUPPLIED BY ICAST

Rim: 935.05' Rim to Invert: 3.76' Slack: 0.67" Sump: 1.3" Step Position:

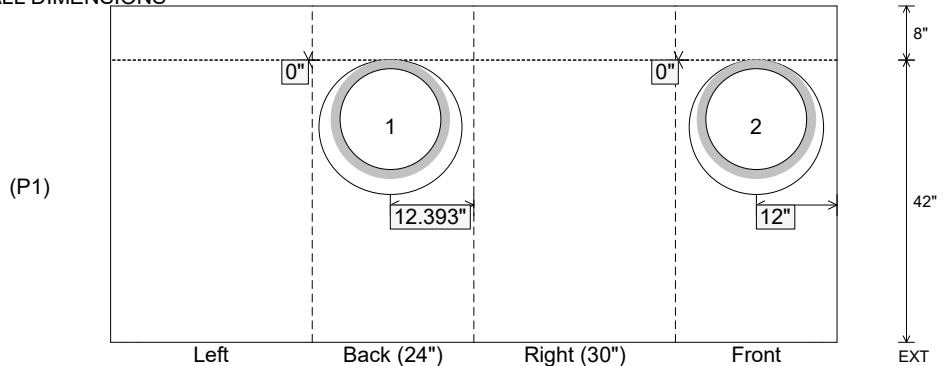
Position	Elev	Angle	Ext. (cw)	Pipe	Pipe OD	Connector	Hole	Horz Size	Up ()	Offset
Invert 1	931.29'	160°	17.482"	15" HDPE	17.6"	Hole 20	20"	21.284"	0"	5.5"
Invert 2	931.29'	0°	20"	15" HDPE	17.6"	Hole 20	20"	20"	0"	0"
Invert 3										
Invert 4										
Invert 5										
Invert 6										
Invert 7										
Invert 8										

RIGHT-SIDE UP VIEW (int. dimensions)

UPSIDE-DOWN VIEW (int. dimensions)



INSIDE WALL DIMENSIONS



Coating (Int):
 Coating (Ext):

Seam Up: Flat
 Seam Dn: n/a

Wall Thickness: 8"
 Floor Height: 8"

Height (Int): 42"
 Height (Ext): 50"

Weight (Net): 4747 lb
 Volume (Net): 1.21cu.yd