

Job Name: 25-4436 - Chipotle Carriage Gate	Plant: 100	Tech: J. Horsley - A	
Job Location: Richmond, KY 40475	1/27/2026 10:52:33 AM	PC: Celina Goff	
Contractor: Lagco Inc.			

Structure ID: ST-1 (2)

P1 BX2436-08BVF

BOX BASE 8inW, 8inF, Variable Ht F/n

- P2) 24" x 36" - CASTING HEIGHT - 6"
- P1) 24" x 36" - BOX BASE 8inW, 8inF, Variable Ht F/n - 21"
- 1) CASTING - HOE 525 LV SET (F/G/H)
- 1) 24" x 36" - Conseal CS-102 1.00"
- 1) Hole - 18

0 lb
 3368 lb
 442 lb
 0 lb
 0 lb

 Structure Total: 3810 lb

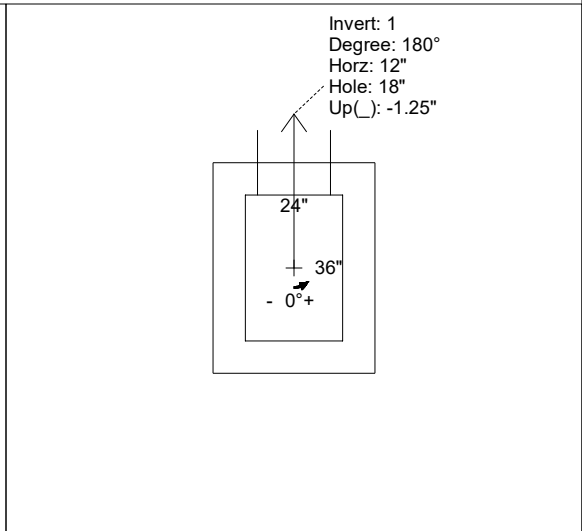

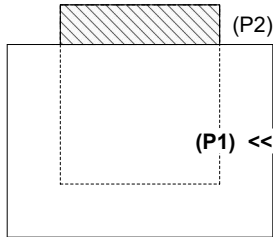
- Structure Notes:
1. PER LFUCG CBI TYPE D / ASTM C-913 SPECIFICATIONS
 2. CONCRETE: 4,000 PSI AT 28 DAYS
 3. REINFORCEMENT: #5 BAR @ 12" C.C. E.W. (GRADE 60) - 2" MIN. REBAR CLEARANCE (TYP)
 4. NO STORM INVERT
 5. NO STEPS
 6. HOE 525 FRAME, L-VANE GRATE, & CURB HOOD SUPPLIED BY ICAST

Rim: 934.76' Rim to Invert: 2.25' Slack: 0" Sump: 0" Step Position:

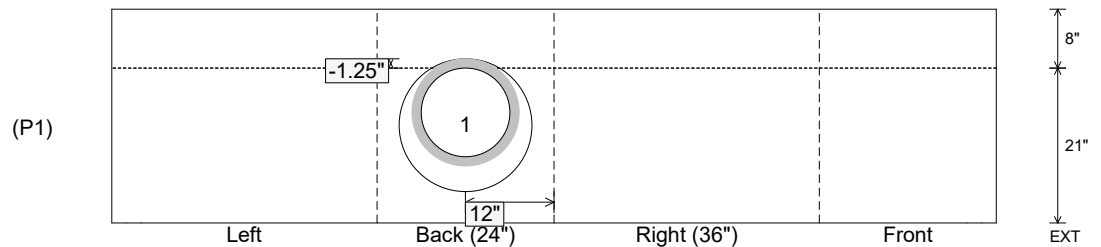
Position	Elev	Angle	Ext. (cw)	Pipe	Pipe OD	Connector	Hole	Horz Size	Up (↓)	Offset
Invert 1	932.51'	180°	20"	12" HDPE	14.5"	Hole 18	18"	18"	-1.25"	0"
Invert 2										
Invert 3										
Invert 4										
Invert 5										
Invert 6										
Invert 7										
Invert 8										

RIGHT-SIDE UP VIEW (int. dimensions)

UPSIDE-DOWN VIEW (int. dimensions)



INSIDE WALL DIMENSIONS



Coating (Int):
Coating (Ext):

Seam Up: Flat
Seam Dn: n/a

Wall Thickness: 8"
Floor Height: 8"

Height (Int): 21"
Height (Ext): 29"

Weight (Net): 3368 lb
Volume (Net): 0.86cu.yd