

Job Name: 25-4430 KYTC Daviess Co Call 104 (2511035)
 Job Location: Owensboro, KY
 Contractor: Ragle, Inc.

Plant: 100

3/11/2026 2:13:50 PM

Tech: Jared - A

PC: Andy Chambers



Structure ID: 8888L (23)

P1 BX4860-08BAVF

BOX BASE 8inW, 8inF, Variable Ht

- P3) 15" x 59" - P.I.P. - BY OTHERS - 8"
- P2) 48" x 60" - BX FLAT LID 8inW, w/15"x59" HOLE (KYTC DBI-13S) - 8"
- P1) 48" x 60" - BOX BASE 8inW, 8inF, Variable Ht - 60"
- 1) CASTING - HOE KY-230-S F/G (SAG)
- 1) SECONDARY POUR - Walls
- 1) 48" x 60" - Conseal CS-102 1.00"
- 2) Hole - 38
- 2) Hole - 4

- Structure Notes:**
- **KYTC STATE PROJECT**
 - 1. HOE KY-230-S F/G (SAG) PROVIDED BY ICAST.
 - 2. KYTC DBI TYPE 13S / ASTM C-913 SPEC'S.
 - 3. CONCRETE = 4,000 PSI AT 28 DAYS.
 - 4. NO INVERT CHANNEL.
 - 5. REINFORCING PER ASTM A615 (GRADE 60).
 - TOP SLAB (As .62) #5 BARS AT 6" C.C.E.W. (DBL MAT).
 - WALLS (As .31) #5 BARS AT 12" C.C.E.W..
 - FLOOR (As .31) #5 BARS AT 12" C.C.E.W.
 - 6. STUB #5 BARS 12" OUT OF THE TOP OF THE SLAB (SPACED AT 12" CC) AROUND THE 15" X 59".

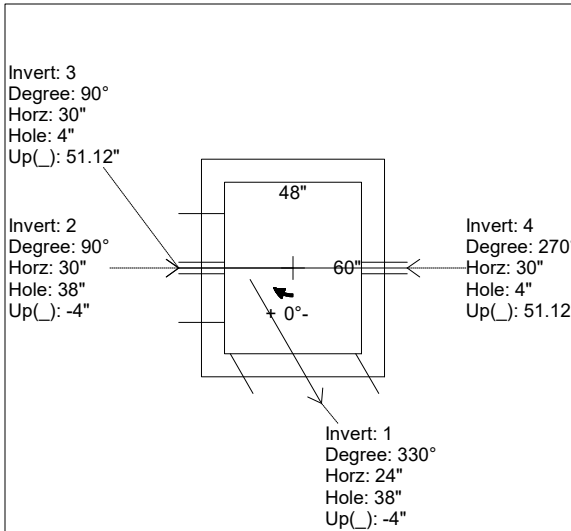
Structure Total: 14854 lb

FIRST POUR DRAWING

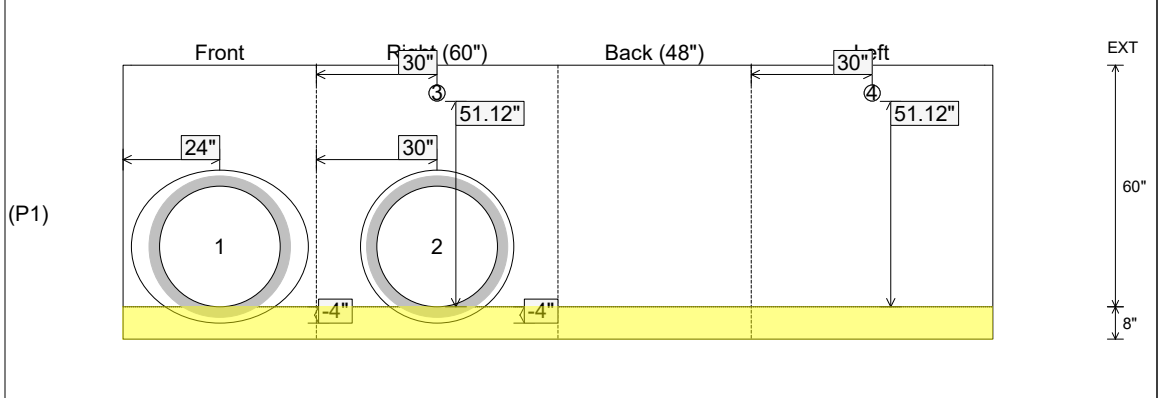
Rim: 449.14' Rim to Invert: 6.43' Slack: 1.16" Sump: 0" Step Position:

Position	Elev	Angle	Ext. (cw)	Pipe	Pipe OD	Connector	Hole	Horz Size	Up ()	Offset
Invert 1	442.71'	330°	27.381"	30" HDPE	35.1"	Hole 38	38"	43.879"	-4"	15"
Invert 2	442.71'	90°	38"	30" HDPE	35.1"	Hole 38	38"	38"	-4"	0"
Invert 3	446.97'	90°	38"	4" WEEP HOLE	4"	Hole 4	4"	4"	51.12"	0"
Invert 4	446.97'	270°	38"	4" WEEP HOLE	4"	Hole 4	4"	4"	51.12"	0"
Invert 5										
Invert 6										
Invert 7										
Invert 8										

RIGHT-SIDE UP VIEW (int. dimensions)



INSIDE WALL DIMENSIONS



Coating (Int): Coating (Ext):	Seam Up: Flat Seam Dn: n/a	Wall Thickness: 8" Floor Height: 8"	Height (Int): 60" Height (Ext): 68"	Weight (Net): 11597 lb Volume (Net): 2.96cu.yd
----------------------------------	-------------------------------	--	--	---

Job Name: 25-4430 KYTC Daviess Co Call 104 (2511035)
 Job Location: Owensboro, KY
 Contractor: Ragle, Inc.

Plant: 100

3/11/2026 2:13:50 PM

Tech: Jared - A

PC: Andy Chambers



Structure ID: 8888L (23)

P1 BX4860-08BAVF

BOX BASE 8inW, 8inF, Variable Ht

- P3) 15" x 59" - P.I.P. - BY OTHERS - 8"
- P2) 48" x 60" - BX FLAT LID 8inW, w/15"x59" HOLE (KYTC DBI-13S) - 8"
- P1) 48" x 60" - BOX BASE 8inW, 8inF, Variable Ht - 60"
- 1) CASTING - HOE KY-230-S F/G (SAG)
- 1) SECONDARY POUR - Walls
- 1) 48" x 60" - Conseal CS-102 1.00"
- 2) Hole - 38
- 2) Hole - 4

- Structure Notes:
- **KYTC STATE PROJECT**
 - 1. HOE KY-230-S F/G (SAG) PROVIDED BY ICAST.
 - 2. KYTC DBI TYPE 13S / ASTM C-913 SPEC'S.
 - 3. CONCRETE = 4,000 PSI AT 28 DAYS.
 - 4. NO INVERT CHANNEL.
 - 5. REINFORCING PER ASTM A615 (GRADE 60).
 - TOP SLAB (As .62) #5 BARS AT 6" C.C.E.W. (DBL MAT).
 - WALLS (As .31) #5 BARS AT 12" C.C.E.W..
 - FLOOR (As .31) #5 BARS AT 12" C.C.E.W.
 - 6. STUB #5 BARS 12" OUT OF THE TOP OF THE SLAB (SPACED AT 12" CC) AROUND THE 15" X 59".

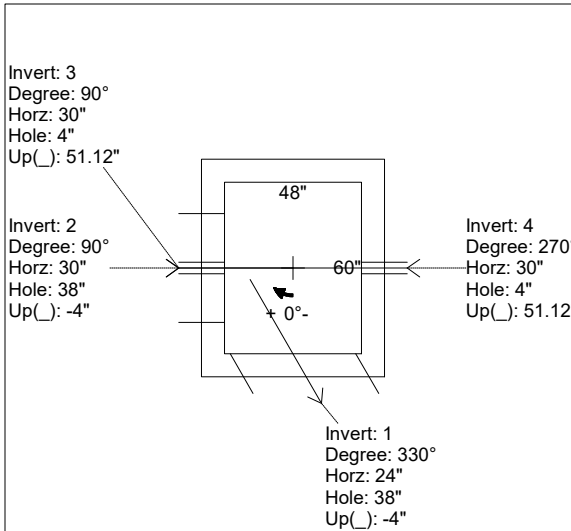
Structure Total: 14854 lb

SECOND POUR DRAWING

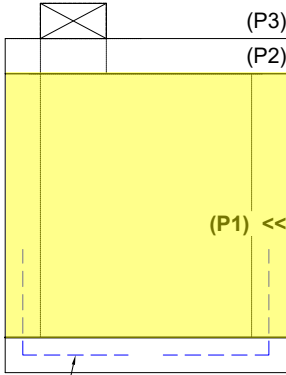
Rim: 449.14' Rim to Invert: 6.43' Slack: 1.16" Sump: 0" Step Position:

Position	Elev	Angle	Ext. (cw)	Pipe	Pipe OD	Connector	Hole	Horz Size	Up (")	Offset
Invert 1	442.71'	330°	27.381"	30" HDPE	35.1"	Hole 38	38"	43.879"	-4"	15"
Invert 2	442.71'	90°	38"	30" HDPE	35.1"	Hole 38	38"	38"	-4"	0"
Invert 3	446.97'	90°	38"	4" WEEP HOLE	4"	Hole 4	4"	4"	51.12"	0"
Invert 4	446.97'	270°	38"	4" WEEP HOLE	4"	Hole 4	4"	4"	51.12"	0"
Invert 5										
Invert 6										
Invert 7										
Invert 8										

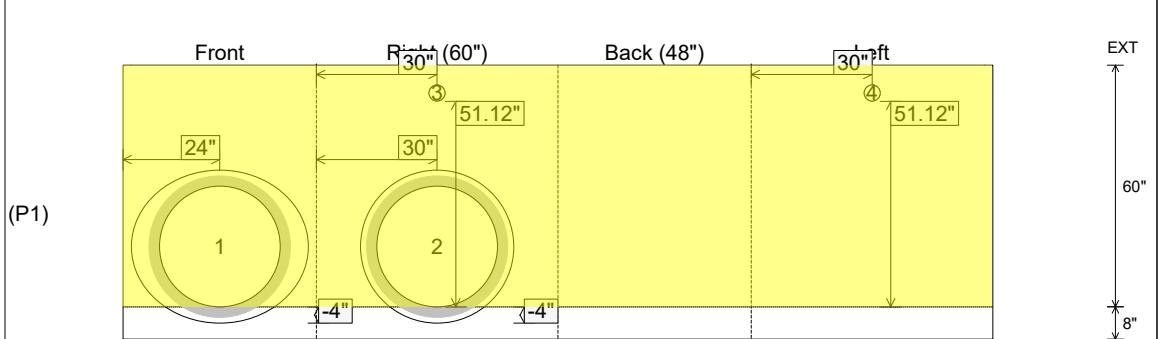
RIGHT-SIDE UP VIEW (int. dimensions)



WEIGHTS:
FIRST POUR - 3,265 LBS
SECOND POUR - 8,332 LBS
TOTAL - 11,597 LBS



INSIDE WALL DIMENSIONS



Coating (Int):
 Coating (Ext):

Seam Up: Flat
 Seam Dn: n/a

Wall Thickness: 8"
 Floor Height: 8"

Height (Int): 60"
 Height (Ext): 68"

Weight (Net): 11597 lb
 Volume (Net): 2.96cu.yd