

Job Name: 25-4430 KYTC Daviess Co Call 104 (2511035)
Job Location: Owensboro, KY
Contractor: Ragle, Inc.

PC: Andy Chambers
 TECH: Jared - A
 Plant: 100



Structure ID: **7428R (7)**
 Spec: KYTC
 Type: CBI TYPE A (10')
 Size: 24" x 36"

Rim: 445.33'
 Invert: 440'
 Rim to Invert: 5.33'

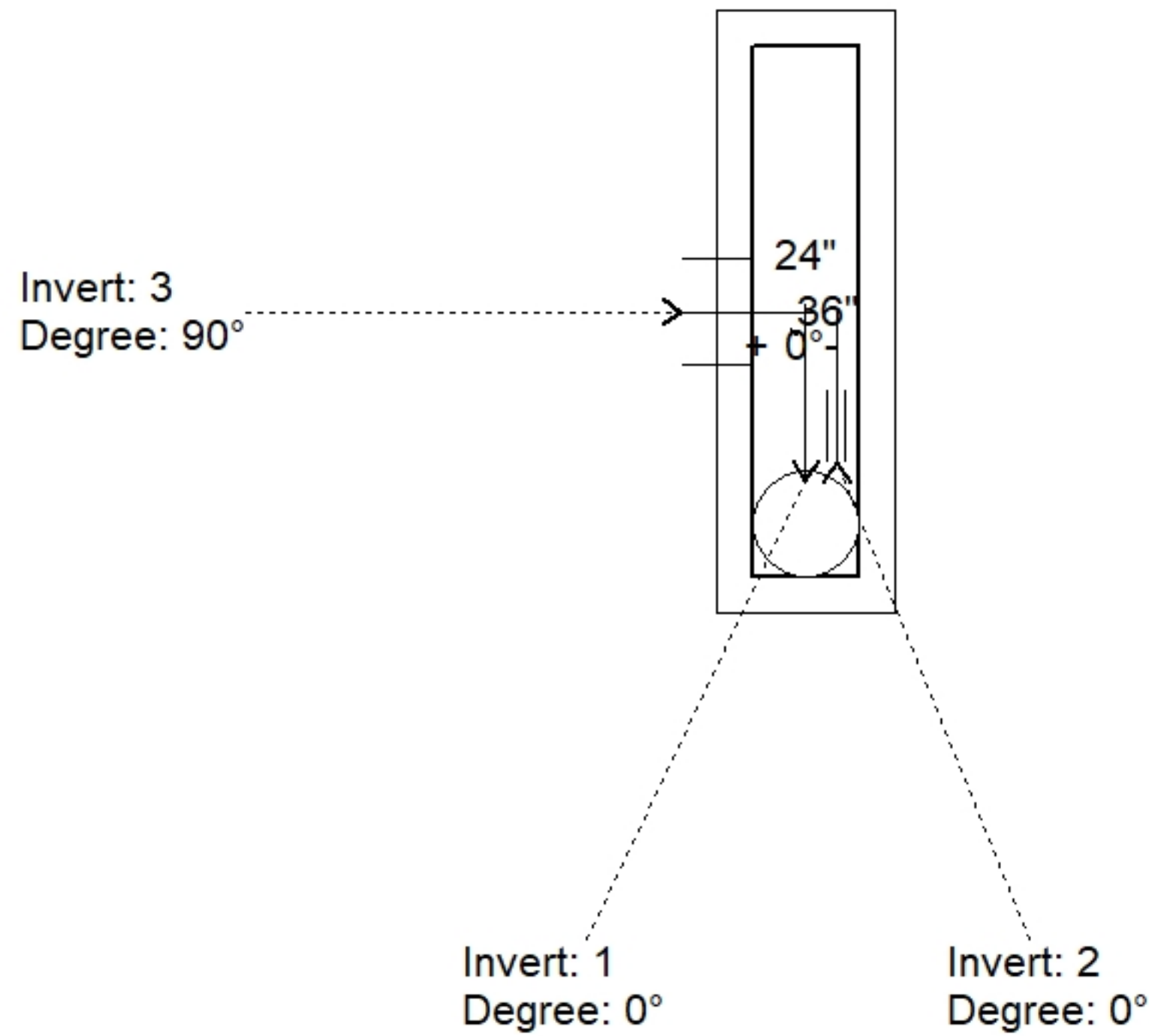
Sump: 0"
 Floor (Top): 440'
 Floor Height: 8"

Floor (Bot): 439.333'
 Overall Height: 5.833'
 Slack: 1.96"

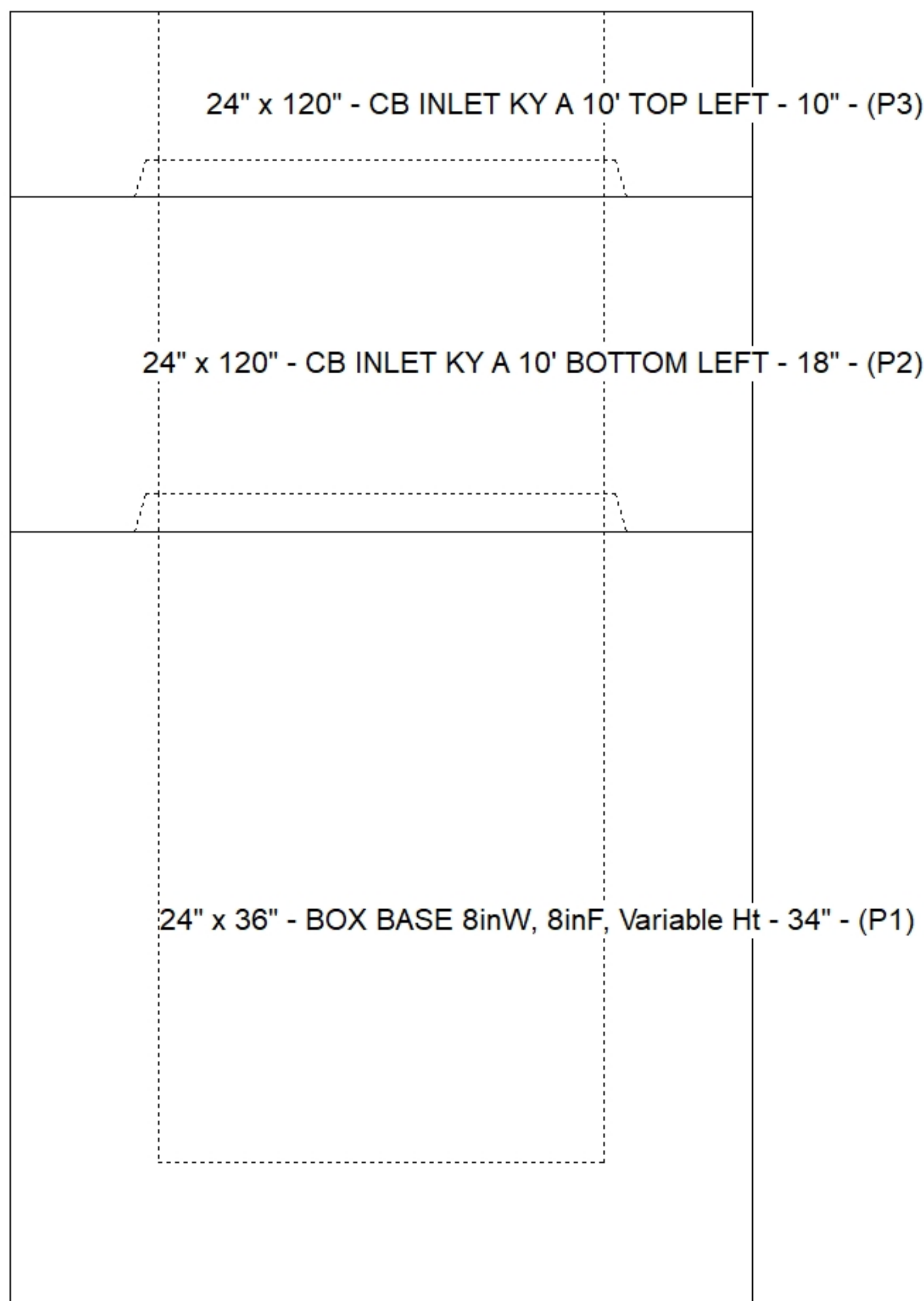
Structure Notes:
 ** KYTC STATE PROJECT **
 1. HOE KY-206 F/C (KY TY1) PROVIDED BY ICAST.
 2. PER KYTC CBI TYPE A / ASTM C913 SPEC'S.
 3. CONCRETE = 4,000 PI AT 28 DAYS.
 4. NO INVERT CHANNEL.
 5. REINFORCING PER ASTM A615 (GRADE 60).
 - TOP PHASE (As .62) #5 BARS AT 6" C.C.E.W.
 - WALLS (As .31) #5 BARS AT 12" C.C.E.W.
 - FLOOR (As .31) #5 BARS AT 12" C.C.E.W.
 6. THE LISTED RIM ELEVATION IS THE GIVEN FLOWLINE ELEVATION +8".

STRUCTURE SUMMARY:

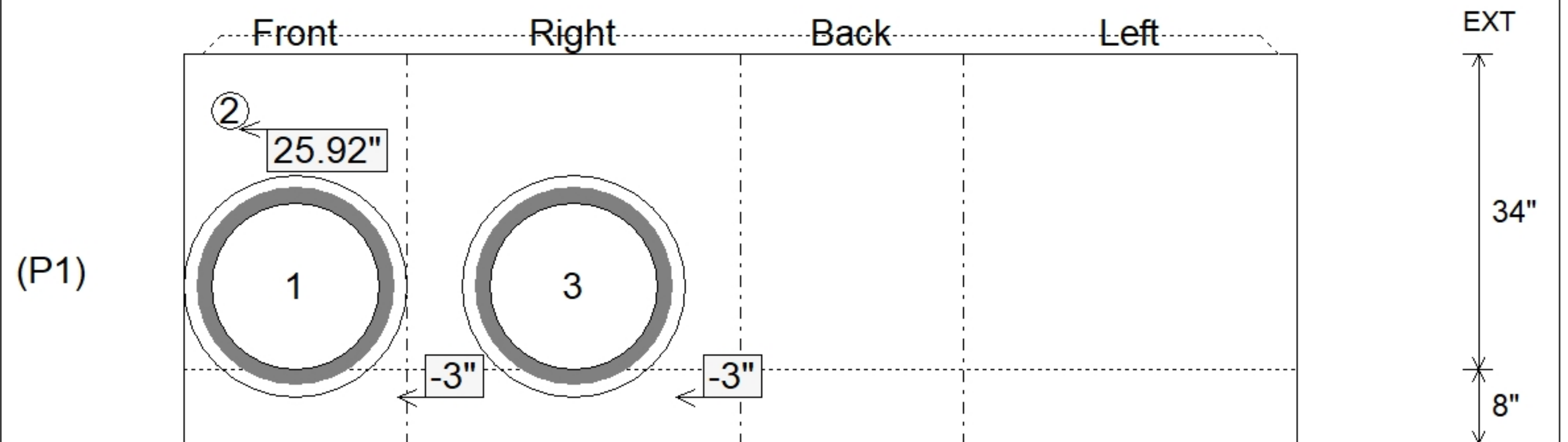
P3) 24" x 120" - CB INLET KY A 10' TOP LEFT - 10"	3400 lb
P2) 24" x 120" - CB INLET KY A 10' BOTTOM LEFT - 18"	5270 lb
P1) 24" x 36" - BOX BASE 8inW, 8inF, Variable Ht - 34"	4326 lb
1) CASTING - HOE KY-206 F/C (KY TY1)	206 lb
1) 24" x 36" - Conseal CS-102 1.00"	0 lb
2) Hole - 24	0 lb
1) Hole - 4	0 lb
Structure Total:	13201 lb



Position	Elev	Angle	Pipe	Pipe OD	Hole	Connector	Up ()	Ref
Rim	445.33'							
Reducer								
Invert 1	440'	0°	18" HDPE	21.2"	24"	Hole 24	-3"	P1
Invert 2	442.16'	0°	4" WEEP HOLE	4"	4"	Hole 4	25.92"	P1
Invert 3	440'	90°	18" HDPE	21.2"	24"	Hole 24	-3"	P1
Invert 4								
Invert 5								
Invert 6								
Invert 7								
Invert 8								



Default - Interior Dimensions



Submittal Drawing
 3/13/2026 1:44:14 PM

SUBMITTAL
 APPROVED BY: