

Job Name: 25-4430 KYTC Daviess Co Call 104 (2511035)
 Job Location: Owensboro, KY
 Contractor: Ragle, Inc.

Plant: 100
 3/11/2026 2:13:52 PM

Tech: Jared - A
 PC: Andy Chambers



Structure ID: 6093L (25)

P1 BX2460-08BAVF

BOX BASE 8inW, 8inF, Variable Ht

- P3) 15" x 59" - P.I.P. - BY OTHERS - 8"
- P2) 24" x 60" - BX FLAT LID 8inW, w/15"x59" HOLE (KYTC DBI-13S) - 8"
- P1) 24" x 60" - BOX BASE 8inW, 8inF, Variable Ht - 39"
- 1) CASTING - HOE KY-230-S F/G (SAG)
- 1) SECONDARY POUR - Walls
- 1) 24" x 60" - Conseal CS-102 1.00"
- 1) Hole - 24
- 2) Hole - 4

- Structure Notes:
- **KYTC STATE PROJECT**
 - 1. HOE KY-230-S F/G (SAG) PROVIDED BY ICAST.
 - 2. KYTC DBI TYPE 13S / ASTM C-913 SPEC'S.
 - 3. CONCRETE = 4,000 PSI AT 28 DAYS.
 - 4. NO INVERT CHANNEL.
 - 5. REINFORCING PER ASTM A615 (GRADE 60).
 - TOP SLAB (As .62) #5 BARS AT 6" C.C.E.W. (DBL MAT).
 - WALLS (As .31) #5 BARS AT 12" C.C.E.W..
 - FLOOR (As .31) #5 BARS AT 12" C.C.E.W.
 - 6. STUB #5 BARS 12" OUT OF THE TOP OF THE SLAB (SPACED AT 12" CC) AROUND THE 15" X 59".

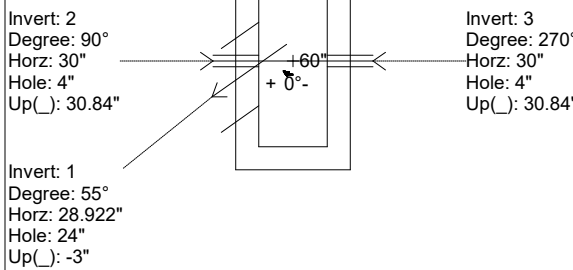
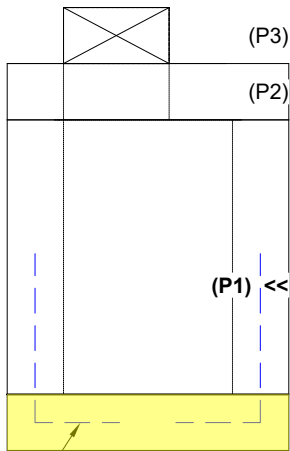
Structure Total: 8824 lb

FIRST POUR DRAWING

Rim: 450.13' Rim to Invert: 4.75' Slack: 2" Sump: 0" Step Position:

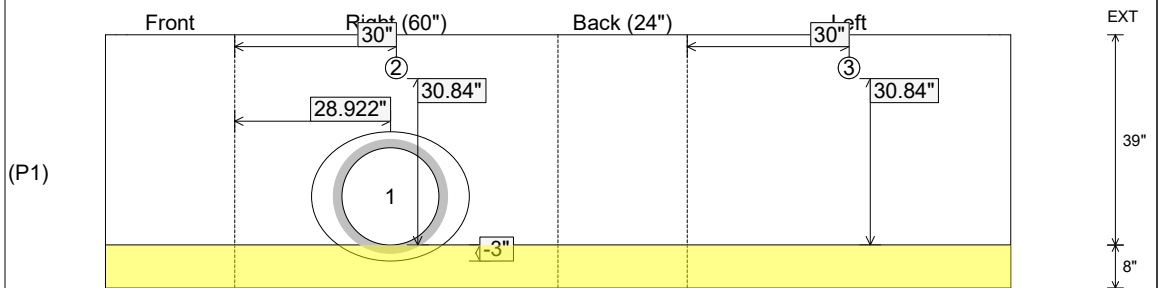
Position	Elev	Angle	Ext. (cw)	Pipe	Pipe OD	Connector	Hole	Horz Size	Up ()	Offset
Invert 1	445.38'	55°	31.32"	18" HDPE	21.2"	Hole 24	24"	29.299"	-3"	6"
Invert 2	447.95'	90°	38"	4" WEEP HOLE	4"	Hole 4	4"	4"	30.84"	0"
Invert 3	447.95'	270°	38"	4" WEEP HOLE	4"	Hole 4	4"	4"	30.84"	0"
Invert 4										
Invert 5										
Invert 6										
Invert 7										
Invert 8										

RIGHT-SIDE UP VIEW (int. dimensions)



WEIGHTS:
FIRST POUR - 2,041 LBS
SECOND POUR - 4,848 LBS
TOTAL - 6,889 LBS

INSIDE WALL DIMENSIONS



Coating (Int):
 Coating (Ext):

Seam Up: Flat
 Seam Dn: n/a

Wall Thickness: 8"
 Floor Height: 8"

Height (Int): 39"
 Height (Ext): 47"

Weight (Net): 6889 lb
 Volume (Net): 1.76cu.yd

Job Name: 25-4430 KYTC Daviess Co Call 104 (2511035)
 Job Location: Owensboro, KY
 Contractor: Ragle, Inc.

Plant: 100

3/11/2026 2:13:52 PM

Tech: Jared - A

PC: Andy Chambers



Structure ID: 6093L (25)

P1 BX2460-08BAVF

BOX BASE 8inW, 8inF, Variable Ht

- P3) 15" x 59" - P.I.P. - BY OTHERS - 8"
- P2) 24" x 60" - BX FLAT LID 8inW, w/15"x59" HOLE (KYTC DBI-13S) - 8"
- P1) 24" x 60" - BOX BASE 8inW, 8inF, Variable Ht - 39"
- 1) CASTING - HOE KY-230-S F/G (SAG)
- 1) SECONDARY POUR - Walls
- 1) 24" x 60" - Conseal CS-102 1.00"
- 1) Hole - 24
- 2) Hole - 4

- Structure Notes:**
- **KYTC STATE PROJECT**
 - 1. HOE KY-230-S F/G (SAG) PROVIDED BY ICAST.
 - 2. KYTC DBI TYPE 13S / ASTM C-913 SPEC'S.
 - 3. CONCRETE = 4,000 PSI AT 28 DAYS.
 - 4. NO INVERT CHANNEL.
 - 5. REINFORCING PER ASTM A615 (GRADE 60).
 - TOP SLAB (As .62) #5 BARS AT 6" C.C.E.W. (DBL MAT).
 - WALLS (As .31) #5 BARS AT 12" C.C.E.W..
 - FLOOR (As .31) #5 BARS AT 12" C.C.E.W.
 - 6. STUB #5 BARS 12" OUT OF THE TOP OF THE SLAB (SPACED AT 12" CC) AROUND THE 15" X 59".

0 lb
1461 lb
6889 lb
474 lb
0 lb
0 lb
0 lb
0 lb
0 lb

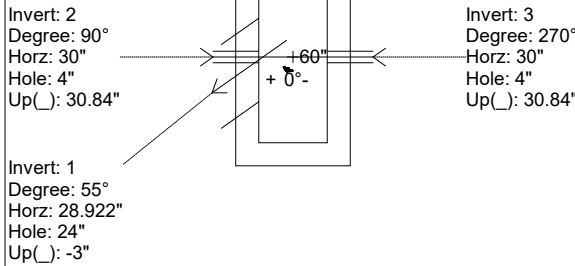
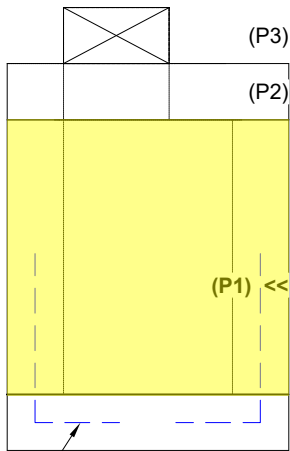
Structure Total: 8824 lb

SECOND POUR DRAWING

Rim: 450.13' Rim to Invert: 4.75' Slack: 2" Sump: 0" Step Position:

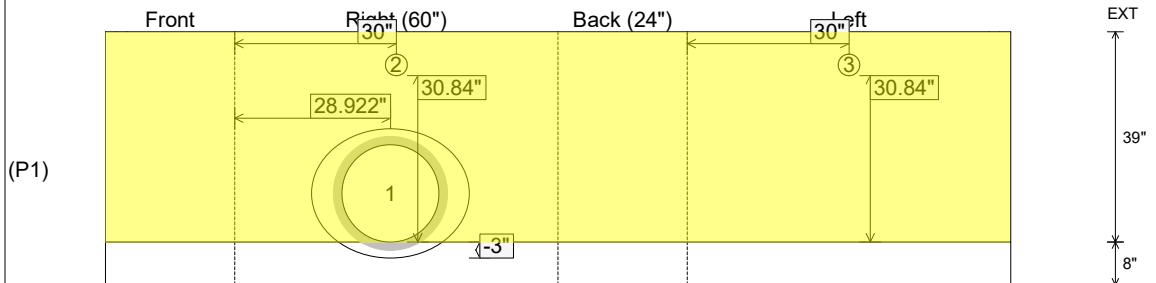
Position	Elev	Angle	Ext. (cw)	Pipe	Pipe OD	Connector	Hole	Horz Size	Up ()	Offset
Invert 1	445.38'	55°	31.32"	18" HDPE	21.2"	Hole 24	24"	29.299"	-3"	6"
Invert 2	447.95'	90°	38"	4" WEEP HOLE	4"	Hole 4	4"	4"	30.84"	0"
Invert 3	447.95'	270°	38"	4" WEEP HOLE	4"	Hole 4	4"	4"	30.84"	0"
Invert 4										
Invert 5										
Invert 6										
Invert 7										
Invert 8										

RIGHT-SIDE UP VIEW (int. dimensions)



WEIGHTS:
FIRST POUR - 2,041 LBS
SECOND POUR - 4,848 LBS
TOTAL - 6,889 LBS

INSIDE WALL DIMENSIONS



12" X 24" #5 "L" BAR
 @ 12" ON CENTER TIED
 INTO THE MAT

Coating (Int): Coating (Ext):	Seam Up: Flat Seam Dn: n/a	Wall Thickness: 8" Floor Height: 8"	Height (Int): 39" Height (Ext): 47"	Weight (Net): 6889 lb Volume (Net): 1.76cu.yd
----------------------------------	-------------------------------	--	--	--