

Job Name: 25-4430 KYTC Daviess Co Call 104 (2511035)
Job Location: Owensboro, KY
Contractor: Ragle, Inc.

PC: Andy Chambers
 TECH: Jared - A
 Plant: 100



Structure ID: **6090R (24)**
 Spec: KYTC
 Type: DBI TYPE 13S
 Size: 36" x 60"

Rim: 450.17'
 Invert: 445.01'
 Rim to Invert: 5.16'

Sump: 0"
 Floor (Top): 445.01'
 Floor Height: 8"

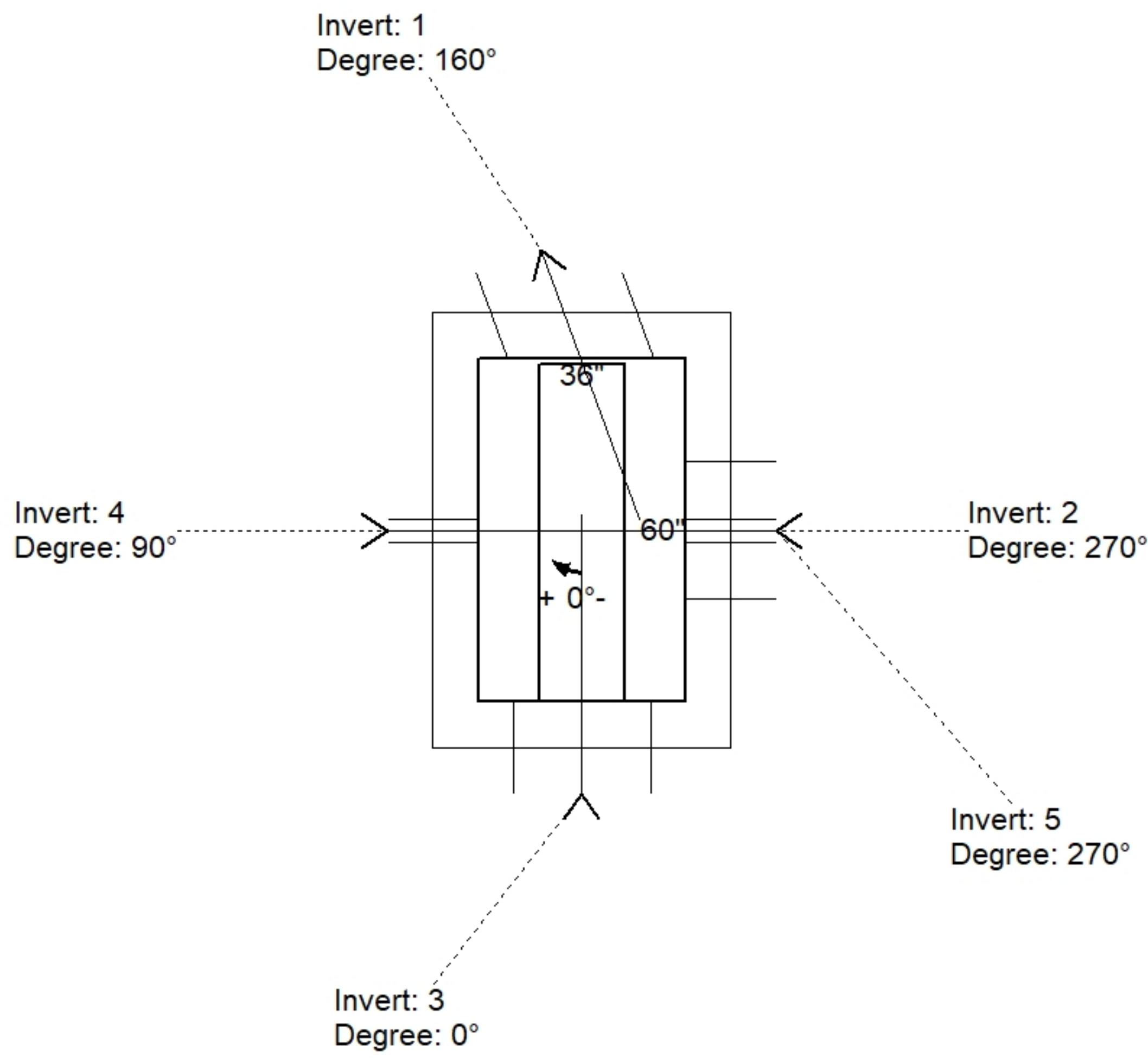
Floor (Bot): 444.343'
 Overall Height: 5.667'
 Slack: 1.92"

Structure Notes:


- **KYTC STATE PROJECT****
- HOE KY-230-S F/G (SAG) PROVIDED BY ICAST.
 - KYTC DBI TYPE 13S / ASTM C-913 SPEC'S.
 - CONCRETE = 4,000 PSI AT 28 DAYS.
 - NO INVERT CHANNEL.
 - REINFORCING PER ASTM A615 (GRADE 60).
 - TOP SLAB (As .62) #5 BARS AT 6" C.C.E.W. (DBL MAT).
 - WALLS (As .31) #5 BARS AT 12" C.C.E.W..
 - FLOOR (As .31) #5 BARS AT 12" C.C.E.W.
 - STUB #5 BARS 12" OUT OF THE TOP OF THE SLAB (SPACED AT 12" CC) AROUND THE 15" X 59".

STRUCTURE SUMMARY:

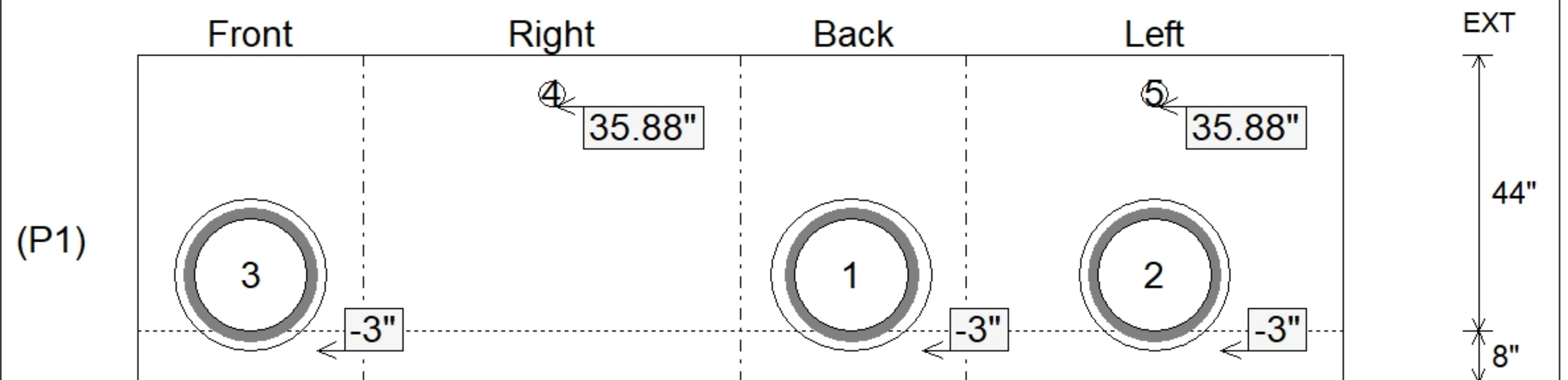
P3) 15" x 59" - P.I.P. - BY OTHERS - 8"	0 lb
P2) 36" x 60" - BX FLAT LID 8inW, w/15"x59" HOLE (KYTC DBI-13S) - 8"	1461 lb
P1) 36" x 60" - BOX BASE 8inW, 8inF, Variable Ht - 44"	8322 lb
1) CASTING - HOE KY-230-S F/G (SAG)	474 lb
1) SECONDARY POUR - Walls	0 lb
1) 36" x 60" - Conseal CS-102 1.00"	0 lb
3) Hole - 24	0 lb
2) Hole - 4	0 lb
Structure Total:	10257 lb



Position	Elev	Angle	Pipe	Pipe OD	Hole	Connector	Up (")	Ref
Rim	450.17'							
Reducer								
Invert 1	445.01'	160°	18" HDPE	21.2"	24"	Hole 24	-3"	P1
Invert 2	445.01'	270°	18" HDPE	21.2"	24"	Hole 24	-3"	P1
Invert 3	445.01'	0°	18" HDPE	21.2"	24"	Hole 24	-3"	P1
Invert 4	448'	90°	4" WEEP HOLE	4"	4"	Hole 4	35.88"	P1
Invert 5	448'	270°	4" WEEP HOLE	4"	4"	Hole 4	35.88"	P1
Invert 6								
Invert 7								
Invert 8								



Default - Interior Dimensions



Submittal Drawing
 3/13/2026 1:44:22 PM

SUBMITTAL
 APPROVED BY: