

Job Name: 25-4429 - KYTC Carter Co Call 102 (251120)

Job Location: Grayson, KY 41143

Contractor: Allard Excavation, LLC.

PC: Trevor Lewis

TECH: J. Horsley - A

Plant: Beaver Dam, KY



Structure ID: 1(10)

Spec: KYTC

Type: CBI TYPE A (10')

Size: 24" x 36"

Rim: 652.29'

Invert: 647.55'

Rim to Invert: 4.74'

Sump: 0"

Floor (Top): 647.55'

Floor Height: 8"

Floor (Bot): 646.883'

Overall Height: 5.333'

Slack: 0.88"

Structure Notes:

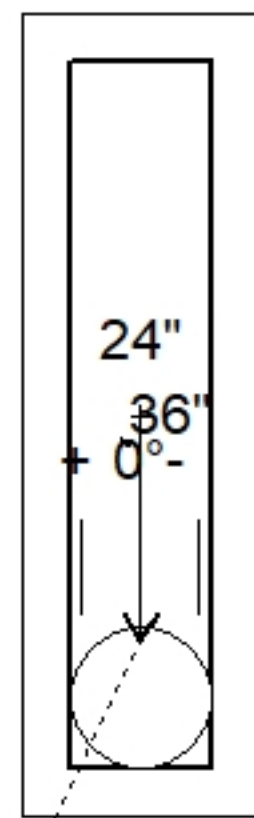
** KYTC STATE PROJECT **

PLAN LABEL: CBI#1

1. PER KYTC CBI TYPE A / ASTM C913 SPEC'S.
2. CONCRETE = 4,000 PI AT 28 DAYS.
3. NO INVERT CHANNEL.
4. REINFORCING PER ASTM A615 (GRADE 60).
 - TOP PHASE (As .62) #5 BARS AT 6" C.C.E.W.
 - WALLS (As .31) #5 BARS AT 12" C.C.E.W.
 - FLOOR (As .31) #5 BARS AT 12" C.C.E.W.
5. THE LISTED RIM ELEVATION IS THE GIVEN FLOWLINE ELEVATION +8".

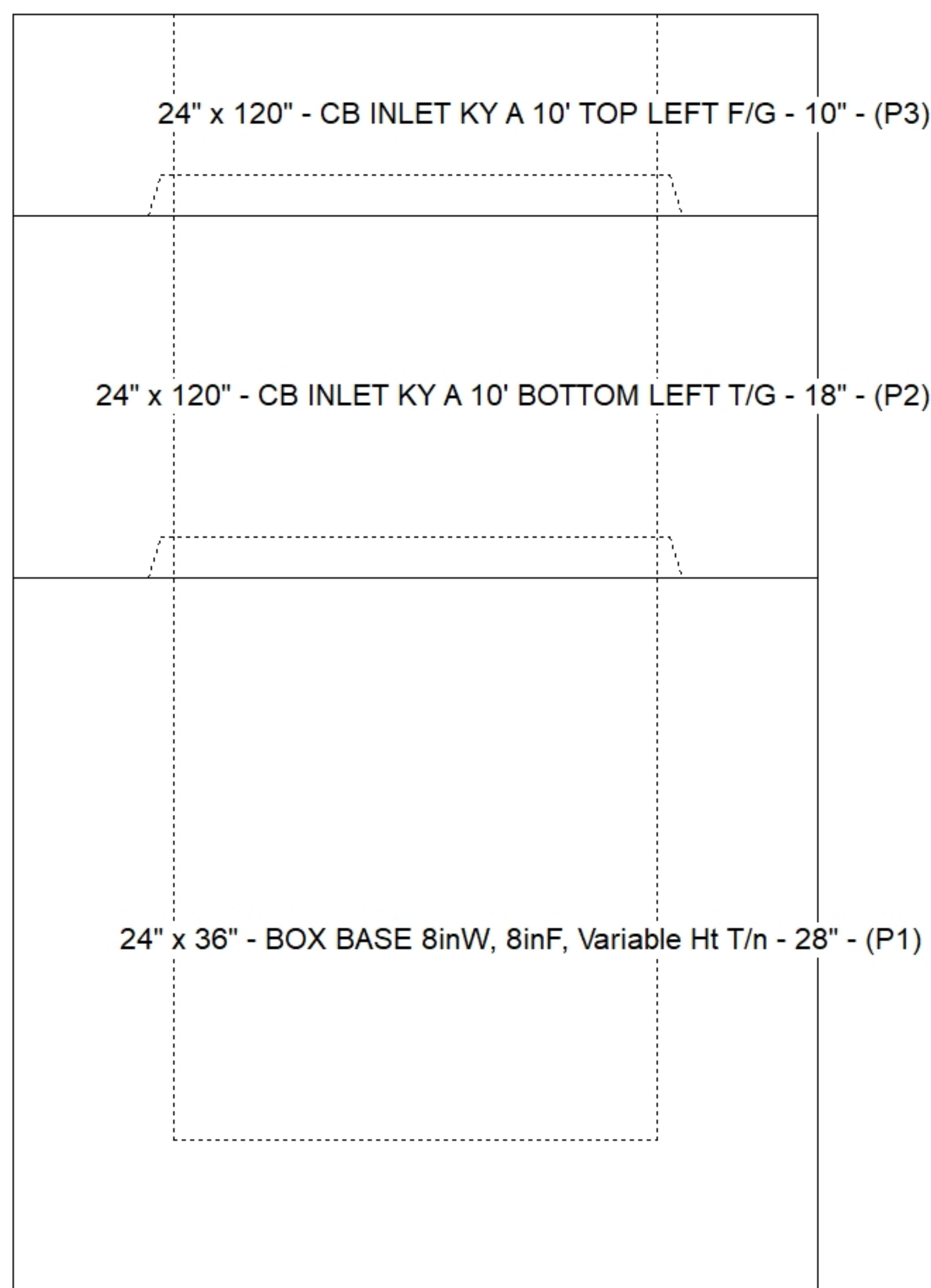
STRUCTURE SUMMARY:

P3) 24" x 120" - CB INLET KY A 10' TOP LEFT F/G - 10"	3400 lb
P2) 24" x 120" - CB INLET KY A 10' BOTTOM LEFT T/G - 18"	5270 lb
P1) 24" x 36" - BOX BASE 8inW, 8inF, Variable Ht T/n - 28"	4042 lb
1) 24" x 36" - Conseal CS-102 1.00"	0 lb
1) Hole - 20	0 lb
Structure Total:	12712 lb




Invert: 1
Degree: 0°

Position	Elev	Angle	Pipe	Pipe OD	Hole	Connector	Up ()	Ref
Rim	652.29'							
Reducer								
Invert 1	647.55'	0°	15" ADS N-12	18"	20"	Hole 20	-2.5"	P1
Invert 2								
Invert 3								
Invert 4								
Invert 5								
Invert 6								
Invert 7								
Invert 8								



Cast (Int. Dim.) - Interior Dimensions



Submittal Drawing
2/2/2026 9:42:50 AM

SUBMITTAL
APPROVED BY: