

Job Name: 25-4405 Three Springs Rd Relocation
 Job Location: Bowling Green, KY
 Contractor: Cumberland Pipeline LLC

Plant: Beaver Dam

Tech: J. Coppage

2/2/2026 11:14:46 AM

PC: Celina Goff



Structure ID: ARV 11+08

P1

P.I.P. BY OTHERS - BTM SLAB

P5) 24" - CASTING HEIGHT - 7"	0 lb
P4) 24" - GRADE RING - 3"	202 lb
P3) 48" - MH FLAT TOP w/ 24" ECC Hole - 12"	1561 lb
P2) 48" - MH DH RISER - 54"	3219 lb
P1) 48" - P.I.P. BY OTHERS - BTM SLAB - 0"	0 lb
1) JOINT WRAP - 12" WD x 048" MAC WRAP	0 lb
1) 48" - MH INVERT CHANNEL - FULL HEIGHT	1440 lb
2) 48" - Conseal CS-102 1.00" (Double)	0 lb
2) DOGHOUSE - 26"x26"	0 lb
5) MH Step ML-10-TDS-NCR - 10"	0 lb
Structure Total:	6423 lb

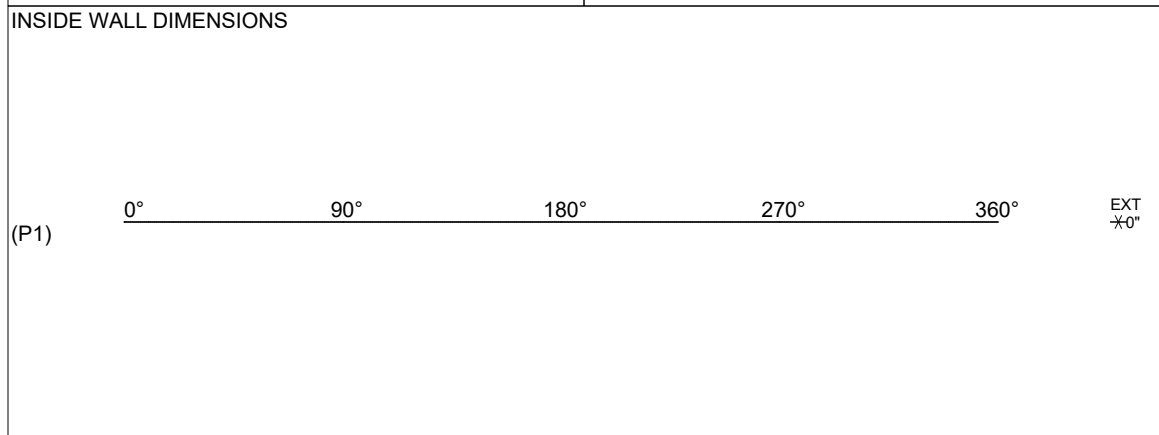
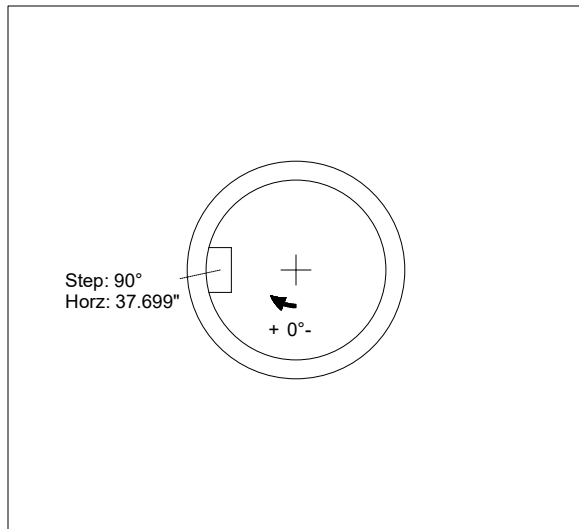
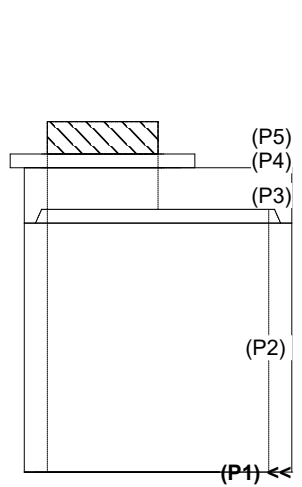
Structure Notes:
 1. JR HOE MC-375 WATER PROVIDED BY ICAST.
 2. PER ASTM C478 SPECIFICATIONS.
 3. CONCRETE = 4,000 PSI AT 28 DAYS.
 4. REINFORCING PER ASTM A615 (GRADE 60).
 - TOP SLAB (As .62) #5 BARS AT 6" C.C.E.W..
 - RISER/WALLS (As .12)
 - FLOOR (As .31) #5 BARS AT 12" C.C.E.W.

Rim: 563.25' Rim to Invert: 6' Slack: 0" Sump: 4" Step Position: 90°

Position	Elev	Angle	Ext. (cw)	Pipe	Pipe OD	Connector	Hole	Horz Size	Up ()	Offset
Invert 1										
Invert 2										
Invert 3										
Invert 4										
Invert 5										
Invert 6										
Invert 7										
Invert 8										

RIGHT-SIDE UP VIEW (int. dimensions)

UPSIDE-DOWN VIEW (int. dimensions)



Coating (Int): Coating (Ext):	Seam Up: Flat Seam Dn: n/a	Wall Thickness: 5" Floor Height: 0"	Height (Int): 0" Height (Ext): 0"	Weight (Net): 0 lb Volume (Net): 0cu.yd
----------------------------------	-------------------------------	--	--------------------------------------	--