

Job Name: 25-4403 - Old Heritage Subdivision Section 6  
 Job Location: Shelbyville, KY 40065  
 Contractor: Filcon Construction

Plant: 100

Tech: J. Horsey - F

1/3/2026 11:37:35 AM

PC: C. Goff



**Structure ID: 48**

**P2 MH048RS36**

**MH RISER T/G**

- P4) 24" - CASTING HEIGHT - 7"
- P3) 48" - ECC CONE w/ 24" HOLE F/G - 30"
- P2) 48" - MH RISER T/G - 36"
- P1) 48" - MH BASE T/n - 24"
- 1) JOINT WRAP - 0.065"x6"x50' CONSEAL CS212
- 1) JOINT WRAP PRIMER - CONSEAL CS-75 (1 gal.)
- 1) 48" - MH INVERT CHANNEL - FULL HEIGHT
- 2) 48" - Conseal CS-102 1.00" (Double)
- 3) PSX - 12-08 NYLO
- 7) MH Step ML-10-TDS-NCR - 10"

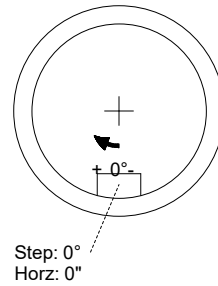
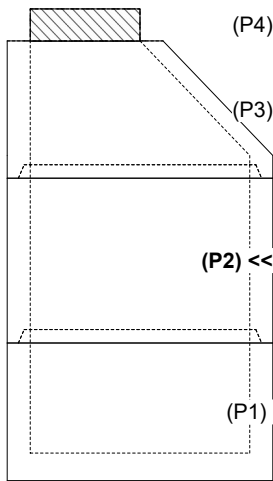
0 lb  
 2050 lb  
 2515 lb  
 2863 lb  
 0 lb  
 0 lb  
 1440 lb  
 0 lb  
 24 lb  
 0 lb  
 -----  
 Structure Total: 8892 lb

- Structure Notes:**
1. PER ASTM C-478 SPECIFICATIONS
  2. CONCRETE: 4,000 PSI AT 28 DAYS
  3. REINFORCEMENT: PER ASTM A615
  4. INVERT CHANNEL REQUIRED
  5. STEPS AT 0 DEGREES
  6. CASTING SUPPLIED BY OTHERS

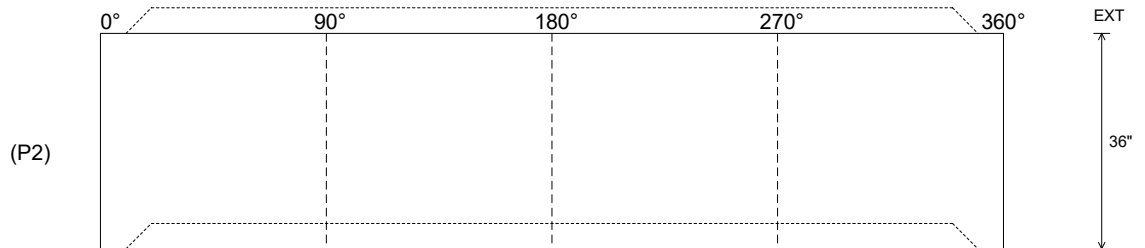
Rim: 777.87' Rim to Invert: 7.86' Slack: 0.32" Sump: 3" Step Position: 0°

Position	Elev	Angle	Ext. (cw)	Pipe	Pipe OD	Connector	Hole	Horz Size	Up ( )	Offset
Invert 1										
Invert 2										
Invert 3										
Invert 4										
Invert 5										
Invert 6										
Invert 7										
Invert 8										

**RIGHT-SIDE UP VIEW (int. dimensions)**



**INSIDE WALL DIMENSIONS**



Coating (Int):  
Coating (Ext):

Seam Up: Tongue  
Seam Dn: Groove

Wall Thickness: 5"  
Floor Height: 0"

Height (Int): 36"  
Height (Ext): 36"

Weight (Net): 2515 lb  
Volume (Net): 0.64cu.yd