

Job Name: 25-4403 - Old Heritage Subdivision Section 6 Job Location: Shelbyville, KY 40065 Contractor: Filcon Construction	Plant: 100	Tech: J. Horsey - F	
	1/3/2026 12:51:50 PM	PC: C. Goff	

Structure ID: 18+62.09 LN 8

P1 MH048BAVF

MH BASE Custom Ht F/n

- P3) 24" x 44" - CASTING HEIGHT - 3.50"
- P2) 48" - MH FLAT TOP w/24"x44" Hole F/F - 7"
- P1) 48" - MH BASE Custom Ht F/n - 25"
- 1) 48" - Conseal CS-102 1.00"
- 1) DOGHOUSE INVRTD - 24"x26.50"
- 1) Hole - 20

0 lb
932 lb
2693 lb
0 lb
0 lb
0 lb

0 lb

Structure Total: 3624 lb

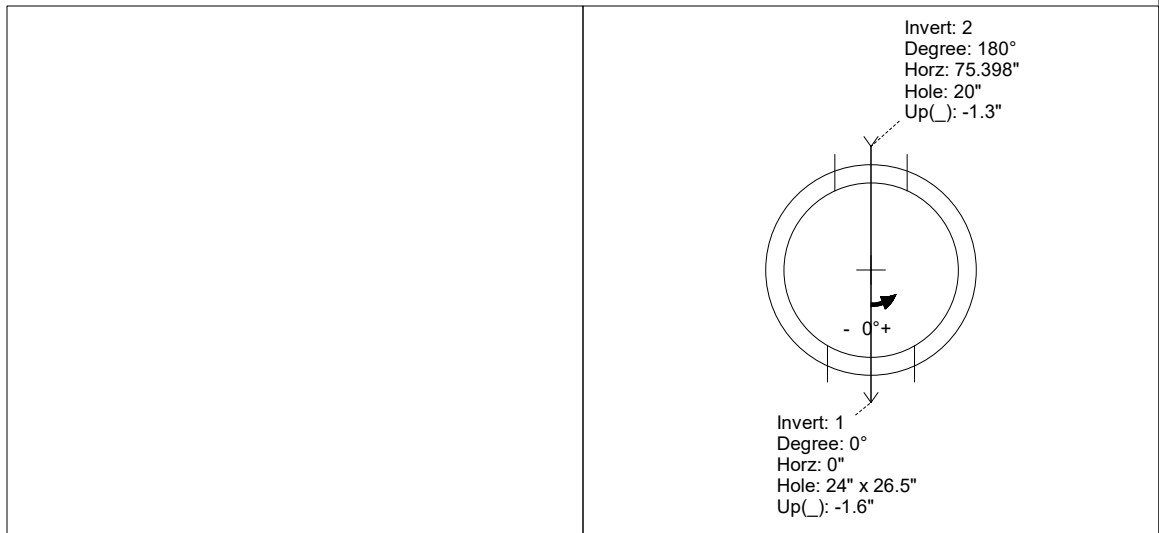
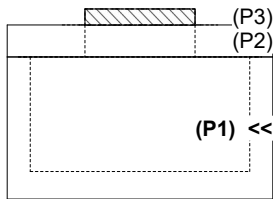
- Structure Notes:**
1. PER ASTM C-478 SPECIFICATIONS
 2. CONCRETE: 4,000 PSI AT 28 DAYS
 3. REINFORCEMENT: PER ASTM A615
 4. NO INVERT CHANNEL
 5. NO STEPS
 6. CASTING SUPPLIED BY OTHERS

Rim: 778.68' Rim to Invert: 3' Slack: 0.5" Sump: 0" Step Position:

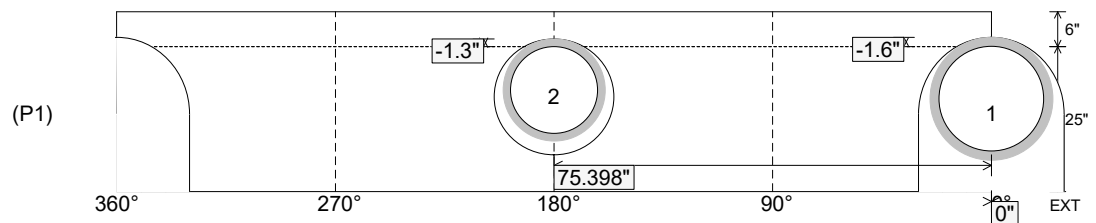
Position	Elev	Angle	Ext. (cw)	Pipe	Pipe OD	Connector	Hole	Horz Size	Up ()	Offset
Invert 1	775.68'	0°	0"	18" HDPE	21.2"	DOGHOUSE INVRTD 24"x26.50"	24" x 26.5"	25.133"	-1.6"	0"
Invert 2	775.68'	180°	91.106"	15" HDPE	17.6"	Hole 20	20"	20.629"	-1.3"	0"
Invert 3										
Invert 4										
Invert 5										
Invert 6										
Invert 7										
Invert 8										

RIGHT-SIDE UP VIEW (int. dimensions)

UPSIDE-DOWN VIEW (int. dimensions)



INSIDE WALL DIMENSIONS



Coating (Int): Coating (Ext):	Seam Up: Flat Seam Dn: n/a	Wall Thickness: 5" Floor Height: 6"	Height (Int): 25" Height (Ext): 31"	Weight (Net): 2693 lb Volume (Net): 0.69cu.yd
----------------------------------	-------------------------------	--	--	--