

Job Name: 25-4403 - Old Heritage Subdivision Section 6	Plant: 100	Tech: J. Horsey - F	
Job Location: Shelbyville, KY 40065	1/3/2026 12:51:47 PM	PC: C. Goff	
Contractor: Filcon Construction			

Structure ID: 14+15.35 LN 8

P1 BX3648-08BAVF

BOX BASE 8inW, 8inF, Variable Ht F/n

P3) 24" x 24" - CASTING HEIGHT - 3.50"	0 lb
P2) 36" x 48" - CB FLAT TOP 8"W w/24"x24" CTR F/F - 6"	1386 lb
P1) 36" x 48" - BOX BASE 8inW, 8inF, Variable Ht F/n - 34"	5734 lb
1) 36" x 48" - Conseal CS-102 1.00"	0 lb
1) 24" x 24" - Conseal CS-102 1.00"	0 lb
1) Hole - 30	0 lb
1) Hole - 40 x 28	0 lb
Structure Total:	7119 lb

Structure Notes:

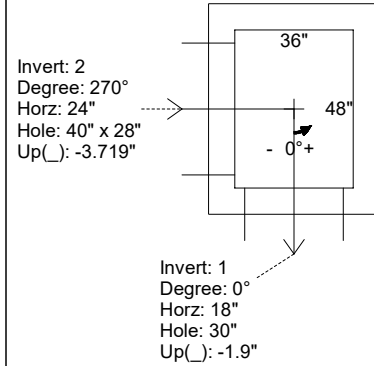
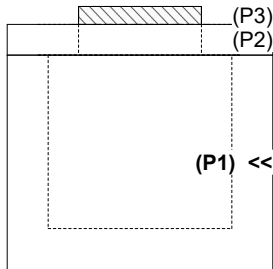
- PER ASTM C-913 SPECIFICATIONS
- CONCRETE: 4,000 PSI AT 28 DAYS
- REINFORCEMENT: #5 BAR @ 12" C.C. E.W. (GRADE 60) - 2" MIN. REBAR CLEARANCE (TYP)
- NO INVERT CHANNEL
- NO STEPS
- CASTING SUPPLIED BY OTHERS

Rim: 777.53' Rim to Invert: 3.64' Slack: 0.18" Sump: 0" Step Position:

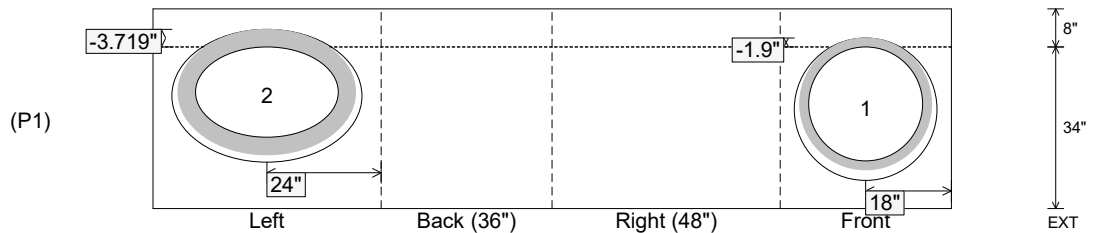
Position	Elev	Angle	Ext. (cw)	Pipe	Pipe OD	Connector	Hole	Horz Size	Up ()	Offset
Invert 1	773.89'	0°	26"	24" HDPE	27.8"	Hole 30	30"	30"	-1.9"	0"
Invert 2	773.89'	270°	32"	30" x 19" ELL RCP	37.375" x 26.437"	Hole 40 x 28	40" x 28"	40"	-3.719"	0"
Invert 3										
Invert 4										
Invert 5										
Invert 6										
Invert 7										
Invert 8										

RIGHT-SIDE UP VIEW (int. dimensions)

UPSIDE-DOWN VIEW (int. dimensions)



INSIDE WALL DIMENSIONS



Coating (Int): Coating (Ext):	Seam Up: Flat Seam Dn: n/a	Wall Thickness: 8" Floor Height: 8"	Height (Int): 34" Height (Ext): 42"	Weight (Net): 5734 lb Volume (Net): 1.46cu.yd
----------------------------------	-------------------------------	----------------------------------------	----------------------------------------	--------------------------------------------------