

Job Name: 25-4403 - Old Heritage Subdivision Section 6
 Job Location: Shelbyville, KY 40065
 Contractor: Filcon Construction

Plant: 100

Tech: J. Horsey - F

1/3/2026 12:51:44 PM

PC: C. Goff



Structure ID: 12+70.40 LN 8

P1 MH048BA42

MH BASE T/n

- P4) 24" x 24" - CASTING HEIGHT - 3.50"
- P3) 24" x 24" - GRADE RING F/F - 3"
- P2) 48" - MH FLAT TOP w/24"x24" Hole F/G - 12"
- P1) 48" - MH BASE T/n - 42"
- 1) 48" - Conseal CS-102 1.00"
- 2) 24" x 24" - Conseal CS-102 1.00"
- 2) Hole - 30
- 3) MH Step ML-10-TDS-NCR - 10"

0 lb
 258 lb
 1500 lb
 3632 lb
 0 lb
 0 lb
 0 lb
 0 lb

 Structure Total: 5390 lb

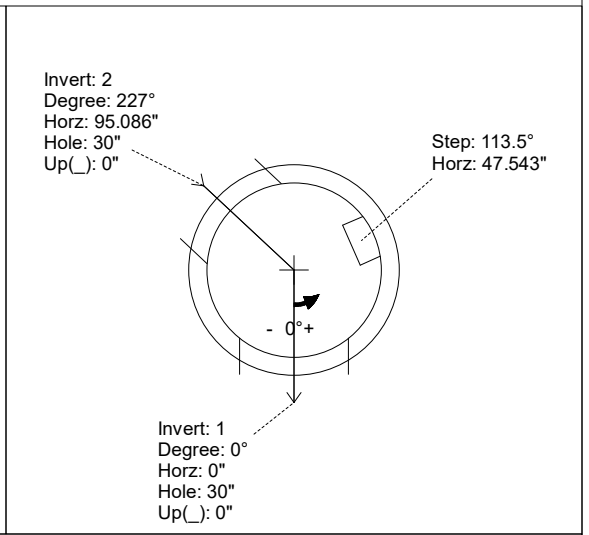
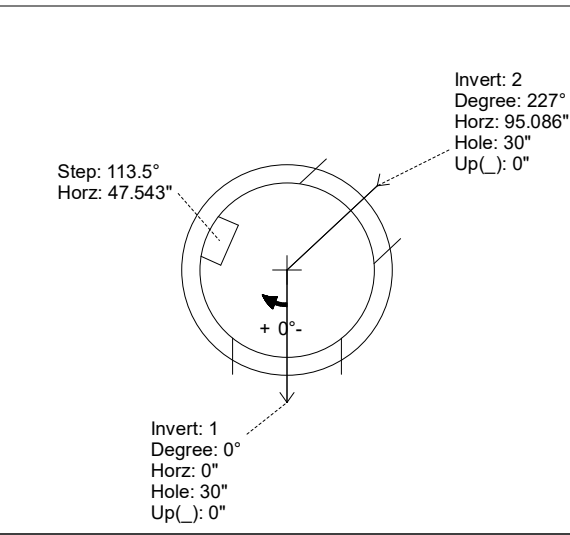
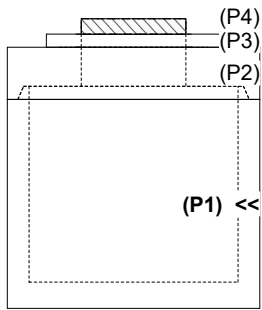
- Structure Notes:**
1. PER ASTM C-478 SPECIFICATIONS
 2. CONCRETE: 4,000 PSI AT 28 DAYS
 3. REINFORCEMENT: PER ASTM A615
 4. NO INVERT CHANNEL
 5. STEPS AT 113.5 DEGREES
 6. CASTING SUPPLIED BY OTHERS

Rim: 778.24' Rim to Invert: 4.93' Slack: 0.56" Sump: 1.9" Step Position: 113.5°

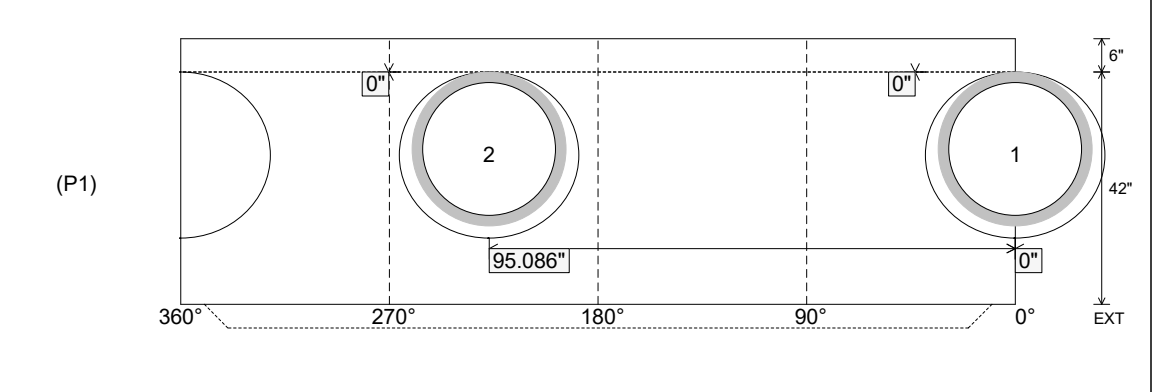
Position	Elev	Angle	Ext. (cw)	Pipe	Pipe OD	Connector	Hole	Horz Size	Up ()	Offset
Invert 1	773.31'	0°	0"	24" HDPE	27.8"	Hole 30	30"	32.406"	0"	0"
Invert 2	773.31'	227°	114.895"	24" HDPE	27.8"	Hole 30	30"	32.406"	0"	0"
Invert 3										
Invert 4										
Invert 5										
Invert 6										
Invert 7										
Invert 8										

RIGHT-SIDE UP VIEW (int. dimensions)

UPSIDE-DOWN VIEW (int. dimensions)



INSIDE WALL DIMENSIONS



Coating (Int):
 Coating (Ext):

Seam Up: Tongue
 Seam Dn: n/a

Wall Thickness: 5"
 Floor Height: 6"

Height (Int): 42"
 Height (Ext): 48"

Weight (Net): 3632 lb
 Volume (Net): 0.93cu.yd