

Job Name: 25-4403 - Old Heritage Subdivision Section 6  
 Job Location: Shelbyville, KY 40065  
 Contractor: Filcon Construction

Plant: 100

Tech: J. Horsey - F

1/3/2026 12:51:43 PM

PC: C. Goff



**Structure ID: 11+09.99 LN 8**

**P1 MH048BA48**

**MH BASE T/n**

- P4) 24" - CASTING HEIGHT - 7"
- P3) 48" - ECC CONE w/ 24" HOLE F/G - 36"
- P2) 48" - MH RISER T/G - 36"
- P1) 48" - MH BASE T/n - 48"
- 2) 48" - Conseal CS-102 1.00"
- 2) Hole - 30
- 10) MH Step ML-10-TDS-NCR - 10"

0 lb  
 3000 lb  
 2515 lb  
 4051 lb  
 0 lb  
 0 lb  
 0 lb  
 -----  
 9566 lb

Structure Total:

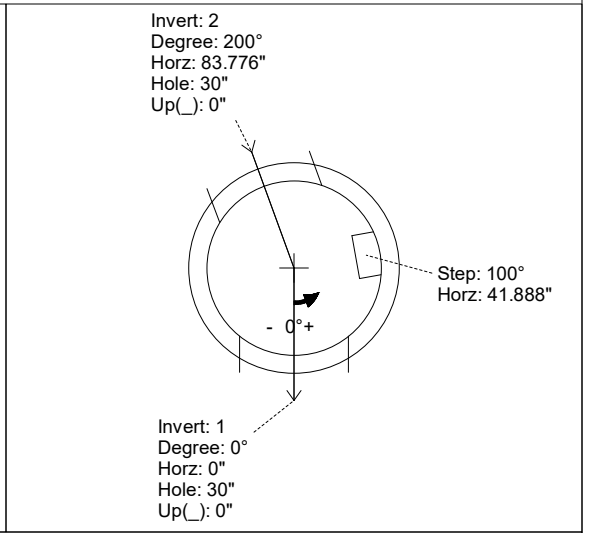
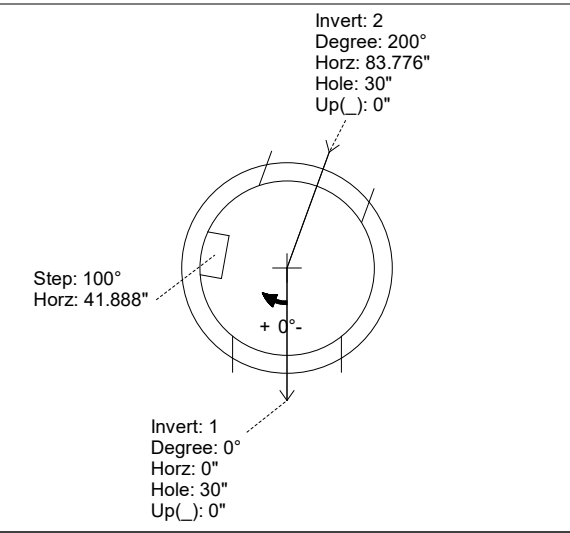
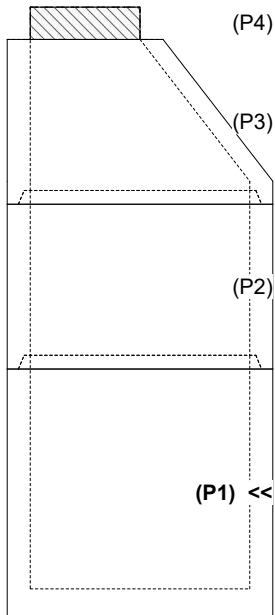
- Structure Notes:**
1. PER ASTM C-478 SPECIFICATIONS
  2. CONCRETE: 4,000 PSI AT 28 DAYS
  3. REINFORCEMENT: PER ASTM A615
  4. NO INVERT CHANNEL
  5. STEPS AT 100 DEGREES
  6. CASTING SUPPLIED BY OTHERS

Rim: 783.31' Rim to Invert: 10.64' Slack: 2.58" Sump: 1.9" Step Position: 100°

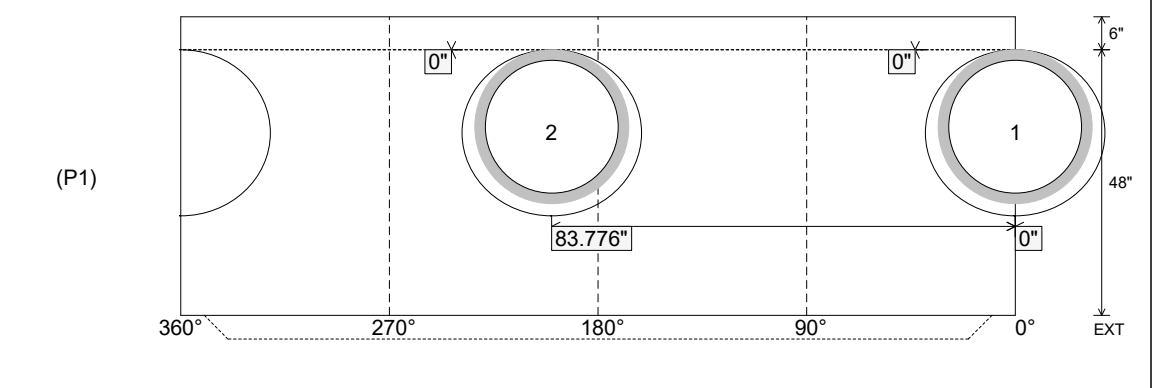
Position	Elev	Angle	Ext. (cw)	Pipe	Pipe OD	Connector	Hole	Horz Size	Up ( )	Offset
Invert 1	772.67'	0°	0"	24" HDPE	27.8"	Hole 30	30"	32.406"	0"	0"
Invert 2	772.67'	200°	101.229"	24" HDPE	27.8"	Hole 30	30"	32.406"	0"	0"
Invert 3										
Invert 4										
Invert 5										
Invert 6										
Invert 7										
Invert 8										

RIGHT-SIDE UP VIEW (int. dimensions)

UPSIDE-DOWN VIEW (int. dimenions)



INSIDE WALL DIMENSIONS



Coating (Int):  
 Coating (Ext):

Seam Up: Tongue  
 Seam Dn: n/a

Wall Thickness: 5"  
 Floor Height: 6"

Height (Int): 48"  
 Height (Ext): 54"

Weight (Net): 4051 lb  
 Volume (Net): 1.03cu.yd