

Job Name: 25-4403 - Old Heritage Subdivision Section 6  
 Job Location: Shelbyville, KY 40065  
 Contractor: Filcon Construction

Plant: 100  
 1/3/2026 12:51:52 PM

Tech: J. Horsey - F  
 PC: C. Goff



**Structure ID: 10+64.64 LN 9-1**

**P1 MH048BA24**

**MH BASE T/n**

- P3) 24" x 24" - CASTING HEIGHT - 3.50"
- P2) 48" - MH FLAT TOP w/24"x24" Hole F/G - 12"
- P1) 48" - MH BASE T/n - 24"
- 1) 48" - Conseal CS-102 1.00"
- 1) 24" x 24" - Conseal CS-102 1.00"
- 1) Hole - 16

0 lb  
 1500 lb  
 2921 lb  
 0 lb  
 0 lb  
 0 lb  
 \_\_\_\_\_  
 4421 lb

Structure Total:

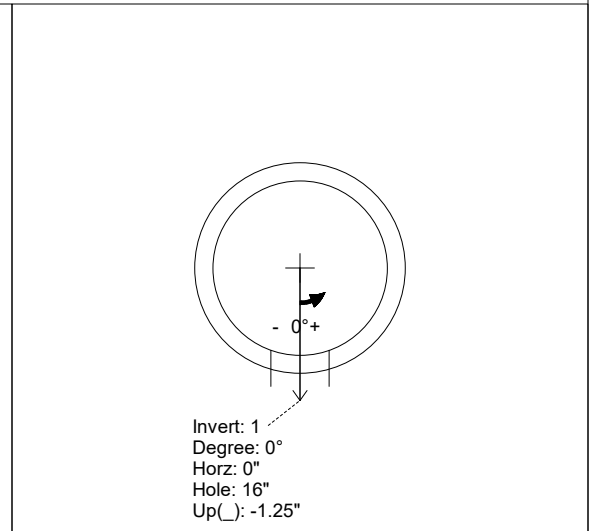
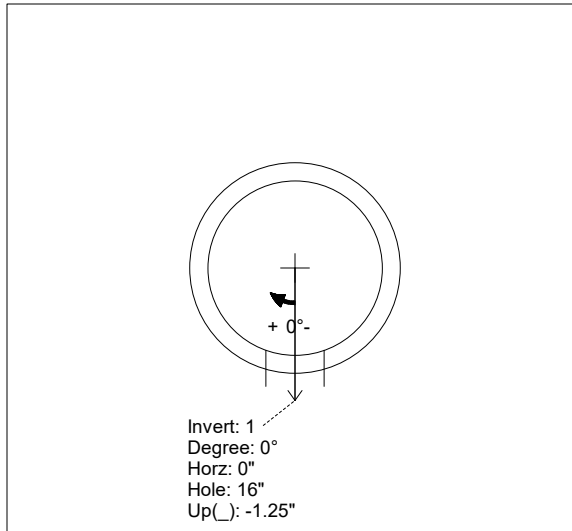
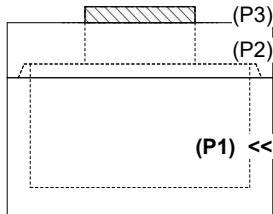
- Structure Notes:**
1. PER ASTM C-478 SPECIFICATIONS
  2. CONCRETE: 4,000 PSI AT 28 DAYS
  3. REINFORCEMENT: PER ASTM A615
  4. NO INVERT CHANNEL
  5. NO STEPS
  6. CASTING SUPPLIED BY OTHERS

Rim: 785.5' Rim to Invert: 3.47' Slack: 2.14" Sump: 0" Step Position:

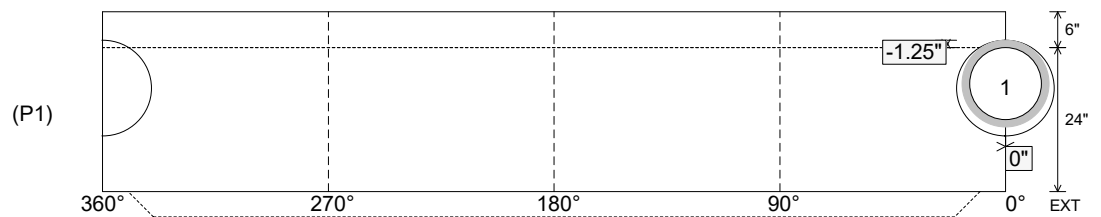
Position	Elev	Angle	Ext. (cw)	Pipe	Pipe OD	Connector	Hole	Horz Size	Up ( )	Offset
Invert 1	782.03'	0°	0"	12" HDPE	14.5"	Hole 16	16"	16.312"	-1.25"	0"
Invert 2										
Invert 3										
Invert 4										
Invert 5										
Invert 6										
Invert 7										
Invert 8										

RIGHT-SIDE UP VIEW (int. dimensions)

UPSIDE-DOWN VIEW (int. dimensions)



INSIDE WALL DIMENSIONS



Coating (Int):  
 Coating (Ext):

Seam Up: Tongue  
 Seam Dn: n/a

Wall Thickness: 5"  
 Floor Height: 6"

Height (Int): 24"  
 Height (Ext): 30"

Weight (Net): 2921 lb  
 Volume (Net): 0.75cu.yd