

Job Name: 25-4403 - Old Heritage Subdivision Section 6
 Job Location: Shelbyville, KY 40065
 Contractor: Filcon Construction

Plant: 100

Tech: J. Horsey - F

1/5/2026 10:29:48 AM

PC: C. Goff



Structure ID: 10+00.00 LN 8

P2 MH072RS36

MH RISER F/G

- P4) 24" x 44" - CASTING HEIGHT - 3.50"
- P3) 72" - MH FLAT TOP w/24"x44" Hole F/F - 10"
- P2) 72" - MH RISER F/G - 36"
- P1) 72" - MH BASE Custom Ht T/n - 69"
- 2) 72" - Conseal CS-102 1.00"
- 2) Hole - 44
- 1) Hole - 30
- 9) MH Step ML-10-TDS-NCR - 10"

0 lb
 3988 lb
 4776 lb
 12106 lb
 0 lb
 0 lb
 0 lb
 0 lb

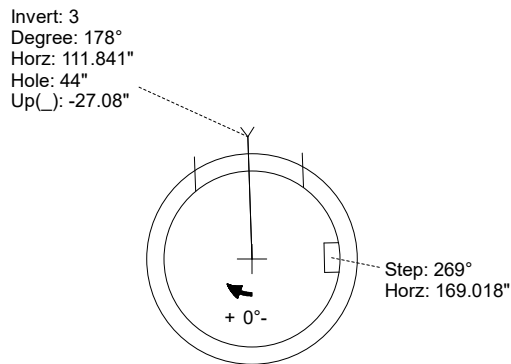
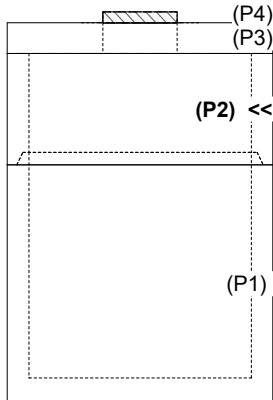
 Structure Total: 20870 lb

- Structure Notes:**
1. PER ASTM C-478 SPECIFICATIONS
 2. CONCRETE: 4,000 PSI AT 28 DAYS
 3. REINFORCEMENT: PER ASTM A615
 4. NO INVERT CHANNEL
 5. STEPS AT 269 DEGREES
 6. CASTING SUPPLIED BY OTHERS

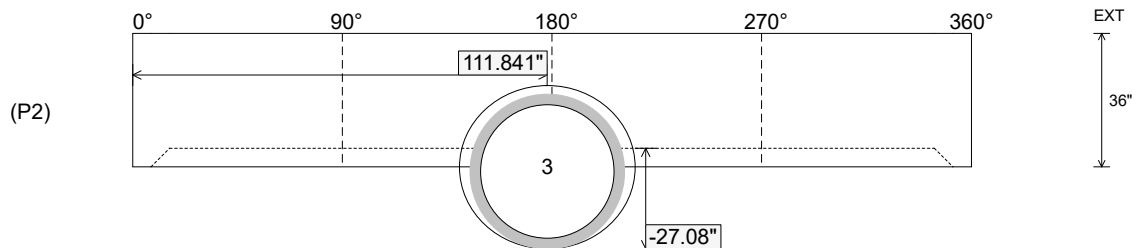
Rim: 781.84' Rim to Invert: 9.64' Slack: 0.03" Sump: 2.85" Step Position: 269°

Position	Elev	Angle	Ext. (cw)	Pipe	Pipe OD	Connector	Hole	Horz Size	Up ()	Offset
Invert 1										
Invert 2										
Invert 3	776.11'	178°	133.588"	36" HDPE	41.7"	Hole 44	44"	47.337"	-27.08"	0"
Invert 4										
Invert 5										
Invert 6										
Invert 7										
Invert 8										

RIGHT-SIDE UP VIEW (int. dimensions)



INSIDE WALL DIMENSIONS



Coating (Int):
 Coating (Ext):

Seam Up: Flat
 Seam Dn: Groove

Wall Thickness: 7"
 Floor Height: 0"

Height (Int): 36"
 Height (Ext): 36"

Weight (Net): 4776 lb
 Volume (Net): 1.22cu.yd