

Job Name: 25-4393 Center Pointe Pole Yard	Plant: Beaver Dam	Tech: J. Coppage	
Job Location: Evansville, IN	12/11/2025 11:00:11 AM	PC: A. Chambers	
Contractor: Russell's Excavating			

**Structure ID: 202**

**P1 MH072BAVF**

**MH BASE Custom Ht**

- P3) 72" - CASTING HEIGHT - 4"
- P2) 72" - MH RISER Custom Ht - 80"
- P1) 72" - MH BASE Custom Ht - 36"
- 2) 72" - Conseal CS-102 1.00"
- 1) Hole - 40
- 1) Hole - 26
- 1) SQ. Hole - 48"x22"

0 lb  
9901 lb  
9148 lb  
0 lb  
0 lb  
0 lb  
0 lb  
-----  
19048 lb

Structure Total:

Structure Notes:

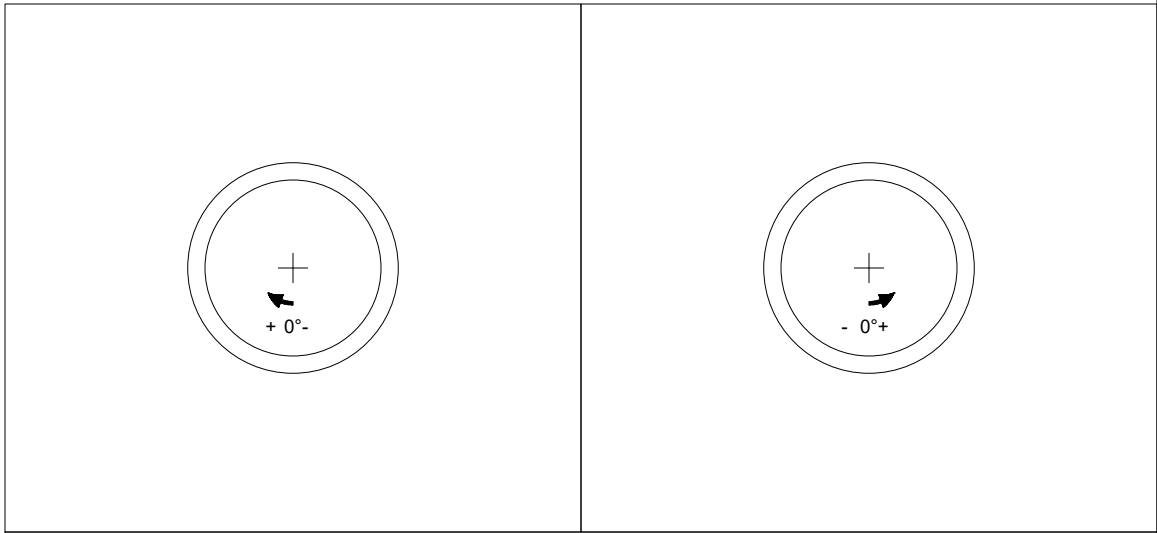
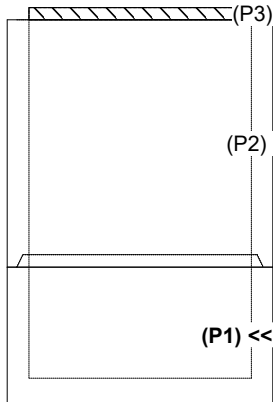
1. JR HOE MC-295 BY ICAST.
2. BMP SNOOT 52RTB/72 W/ KIT BY ICAST.
3. PER ASTM C478 SPECIFICATIONS.
4. CONCRETE = 4,000 PSI AT 28 DAYS.
5. REINFORCING PER ASTM A615 (GRADE 60).  
- TOP SLAB (As .62) #5 BARS AT 6" C.C.E.W..  
- RISER/WALLS (As .18)  
- FLOOR (As .37) #5 BARS AT 10" C.C.E.W.
6. NO TOP SLAB (TO USE STEEL PLATE PROVIDED BY OTHERS)
7. 48" X 22" OPENING FOR 2X 18" STEEL PIPES.

Rim: 384.61'    Rim to Invert: 3.79'    Slack: 0.48"    Sump: 75"    Step Position:

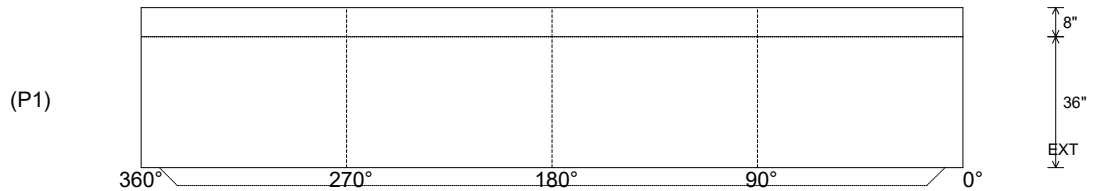
Position	Elev	Angle	Ext. (cw)	Pipe	Pipe OD	Connector	Hole	Horz Size	Up ( )	Offset
Invert 1										
Invert 2										
Invert 3										
Invert 4										
Invert 5										
Invert 6										
Invert 7										
Invert 8										

RIGHT-SIDE UP VIEW (int. dimensions)

UPSIDE-DOWN VIEW (int. dimenions)



INSIDE WALL DIMENSIONS



Coating (Int): Coating (Ext):	Seam Up: Tongue Seam Dn: n/a	Wall Thickness: 7" Floor Height: 8"	Height (Int): 36" Height (Ext): 44"	Weight (Net): 9148 lb Volume (Net): 2.34cu.yd
----------------------------------	---------------------------------	--	--	--