



Structure ID: 1-54391

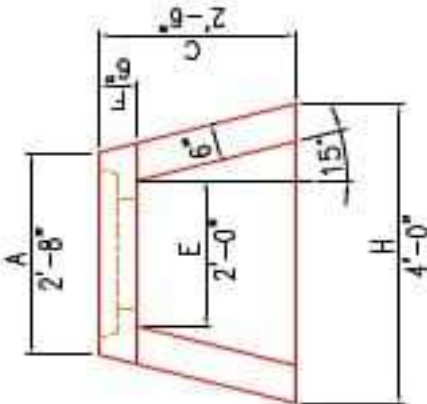
P1 HAWA18F

18" - HW AW w/FLAT BOTTOM F/F

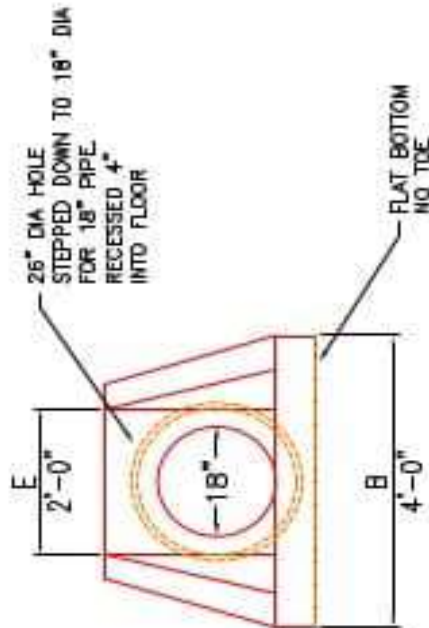
DIMENSIONS & QUANTITIES										
TYPE	PIPE Ø	A	B	C	D	E	F	G	H	WEIGHT
AW	18"	2'-8"	2'-8"	2'-6"	2'-2"	2'-0"	6"	0"	4'-0"	1,380 LBS.
										1,380 LBS.

NOTES:

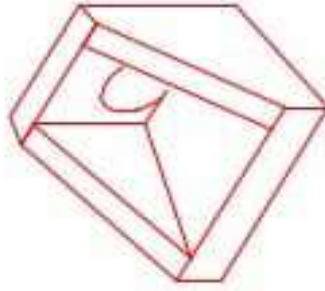
1. CONCRETE: 4500 PSI AT 28 DAYS MINIMUM COMPRESSIVE STRENGTH.
2. REINFORCING: #4 BAR @ 12" C/C E.W. - GRADE 60, (WITH 2" CONCRETE COVER MINIMUM)
3. REINFORCING BARS TO BE TACK WELDED OR TIED.
4. PIPE AND LIFTING ANCHOR POCKETS TO BE GROUTED WITH NON-SHRINK GROUT AFTER SETTING.
5. PREFORMED STEPPED HOLE SIZED AS PER O.D. OF PIPE + 3" - 4".
6. OPTIONAL FOOTING (TOE) AVAILABLE FOR ALL SIZES.



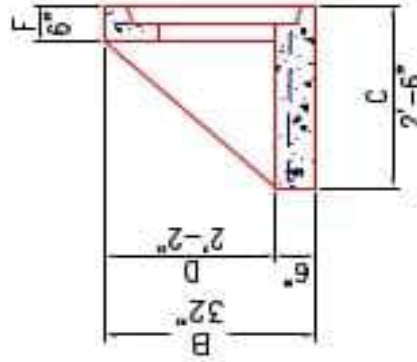
PLAN VIEW



FRONT ELEVATION



ISOMETRIC VIEW



SECTION A-A

PRODUCTION WORK ORDER		PRODUCT L.D.: HWA18F	
QUALITY CONTROL CHECKLIST <input type="checkbox"/> ALL DIMENSIONS CORRECT. <input type="checkbox"/> LIFTERS INSTALLED. <input type="checkbox"/> STEPPED HT CORRECT SIZE. <input type="checkbox"/> REINFORCING CORRECT. <input type="checkbox"/> CLEARANCE ON REINFORCING CORRECT. <input type="checkbox"/> EDGES CHAMFERED. <input type="checkbox"/> ALL PATCHWORK ACCEPTABLE.		PRODUCT VIEW: RIGHT SIDE UP PLANT: BEAVER DAM, KY. WEIGHT: 1,380 LBS. TOP SECTION JOINT: N/A BASE SECTION JOINT: N/A QC CHECK INITIALS:	DESCRIPTION: 18in AW WINGED HEADWALL, FLAT CUSTOMER: STOOK PROJECT: STOOK STRUCTURE ID.: T.B.D. SALES ORDER NO.: T.B.D. PC: B. KELLY DRAWING: J. HORSLEY DATE: 10/30/23 SCALE: NTS PG. 1 of 1

