

Job Name: 25-4379 - The Seed Academy
 Job Location: Russell Springs, KY 42642
 Contractor: Malone Contracting, LLC

Plant: 100

12/10/2025 9:41:24 AM

Tech: J. Horsley - F

PC: J. Jarvis



Structure ID: S-A2

P1 BX3648-08BAVF

BOX BASE 8inW, 8inF, Variable Ht F/n

- P2) 36" x 48" - P.I.P. - BY OTHERS - 8"
- P1) 36" x 48" - BOX BASE 8inW, 8inF, Variable Ht F/n - 20"
- 1) CASTING - HOE KY-426 SET (DBI 6F)
- 1) 36" x 48" - Conseal CS-102 1.00"
- 2) DOGHOUSE INVRTD - 22"x22"

0 lb
 4217 lb
 426 lb
 0 lb
 0 lb

 Structure Total: 4643 lb

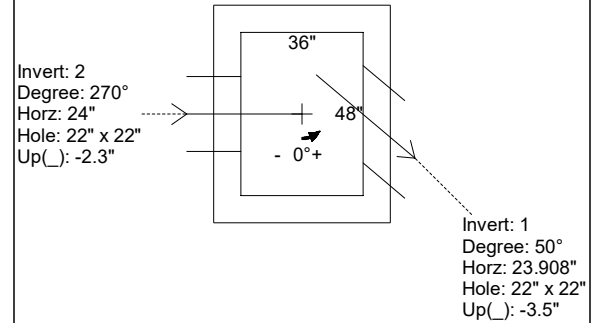
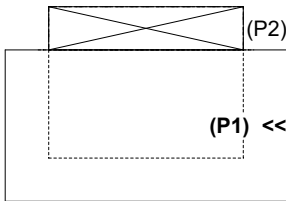
- Structure Notes:**
 KYTC STATE PROJECT
1. KYTC DBI TYPE 6F / ASTM C913 SPEC'S
 2. CONCRETE: 4,000 PSI AT 28 DAYS
 3. REINFORCEMENT: #5 BAR @ 12" C.C. E.W. (GRADE 60) - 2" MIN. REBAR CLEARANCE (TYP)
 4. NO STEPS AND NO INVERT CHANNEL
 5. CASTING SHIPPED LOOSE (HOE KY-426 SET (DBI 6F))
 6. STUB #5 BARS SPACED @ 12" C.C. 20" OUT TOP OF WALLS FOR FIELD POUR TIE-IN

Rim: 1022.7' Rim to Invert: 2.35' Slack: 0.2" Sump: 0" Step Position:

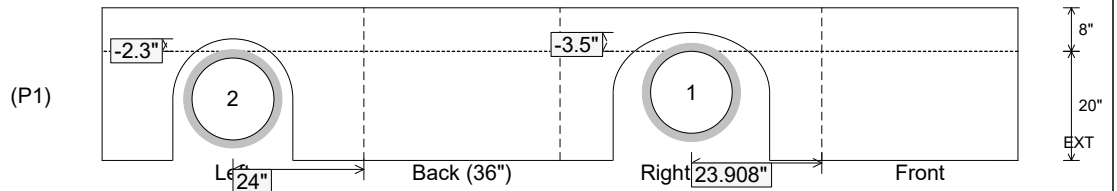
Position	Elev	Angle	Ext. (cw)	Pipe	Pipe OD	Connector	Hole	Horz Size	Up ()	Offset
Invert 1	1020.35'	50°	25.196"	15" ADS N-12	18"	DOGHOUSE INVRTD 22"x22"	22" x 22"	28.719"	-3.5"	11.5"
Invert 2	1020.45'	270°	32"	15" ADS N-12	18"	DOGHOUSE INVRTD 22"x22"	22" x 22"	22"	-2.3"	0"
Invert 3										
Invert 4										
Invert 5										
Invert 6										
Invert 7										
Invert 8										

RIGHT-SIDE UP VIEW (int. dimensions)

UPSIDE-DOWN VIEW (int. dimensions)



INSIDE WALL DIMENSIONS



Coating (Int):
 Coating (Ext):

Seam Up: Flat
 Seam Dn: n/a

Wall Thickness: 8"
 Floor Height: 8"

Height (Int): 20"
 Height (Ext): 28"

Weight (Net): 4217 lb
 Volume (Net): 1.08cu.yd