

Job Name: 25-4357 - Commonwealth Rolled Products  
 Job Location: Lewisport, KY  
 Contractor: Lutgring Bros.

Plant: 100  
 1/27/2026 1:41:12 PM

Tech: J. Horsley  
 PC: T. Lewis



**Structure ID: 1**

**P1 BX24240606VF**

**BOX BASE 6inW, 6inF, Variable Ht F/n**

- P2) 24" x 24" - CASTING HEIGHT - 4"
- P1) 24" x 24" - BOX BASE 6inW, 6inF, Variable Ht F/n - 35"
- 1) CASTING - HOE 280T F/G
- 1) 24" x 24" - Conseal CS-102 1.00"
- 1) Hole - 14
- 1) Hole - 8

0 lb  
 2664 lb  
 182 lb  
 0 lb  
 0 lb  
 0 lb  
 -----  
 Structure Total: 2846 lb

Structure Notes:

1. PER ASTM C913 SPECIFICATIONS.
2. CONCRETE = 4,000 PSI AT 28 DAYS.
3. NO STEPS AND NO INVERT CHANNEL.
4. CASTING BY I-CAST (HOE 280T F/G).

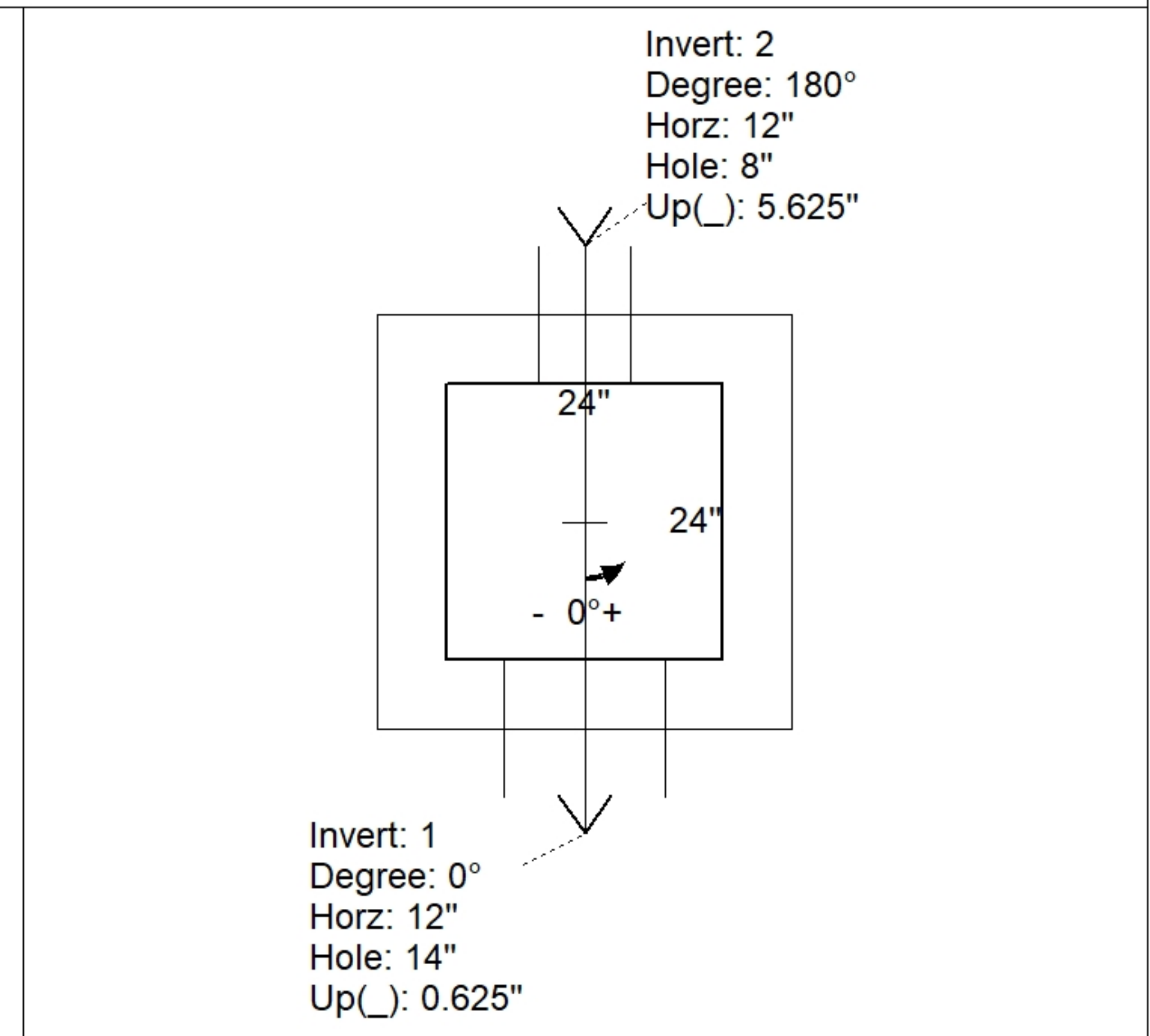
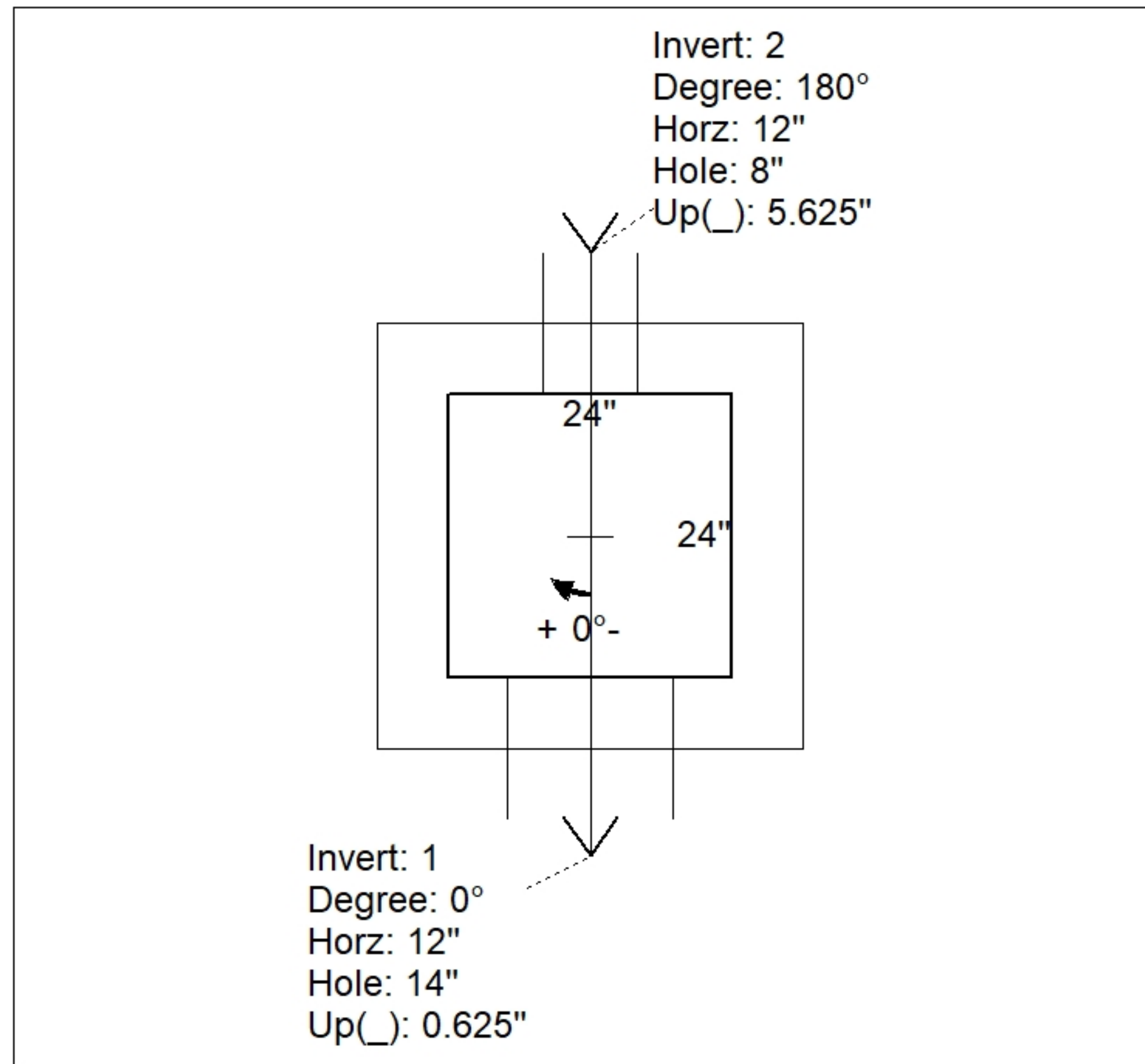
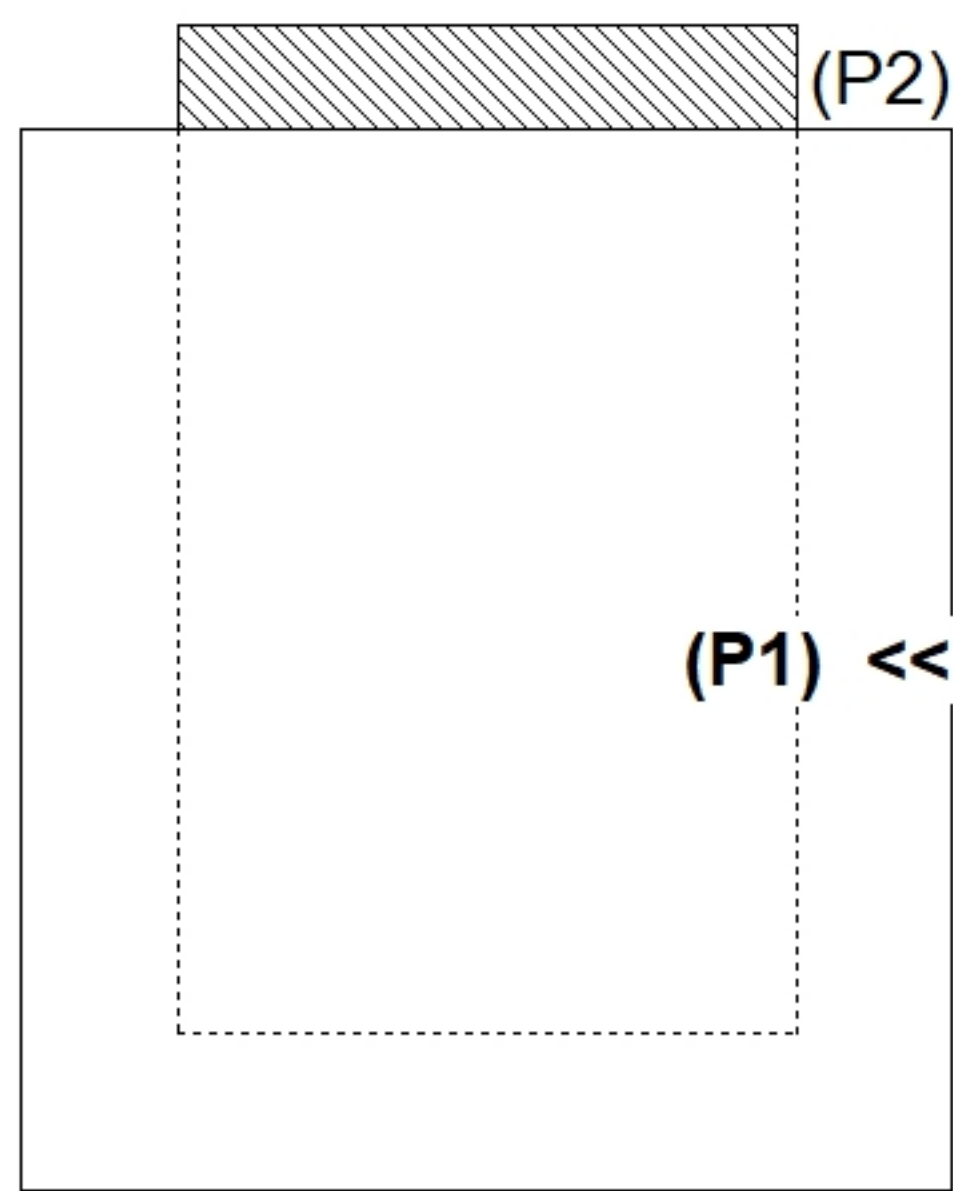
REINFORCING PER ASTM A615 (GRADE 60).  
 - WALLS (As .12) #5 BARS AT 12" C.C.E.W.  
 - FLOOR (As .12) #5 BARS AT 12" C.C.E.W.

Rim: 440.792' Rim to Invert: 3.192' Slack: 0.304" Sump: 1" Step Position:

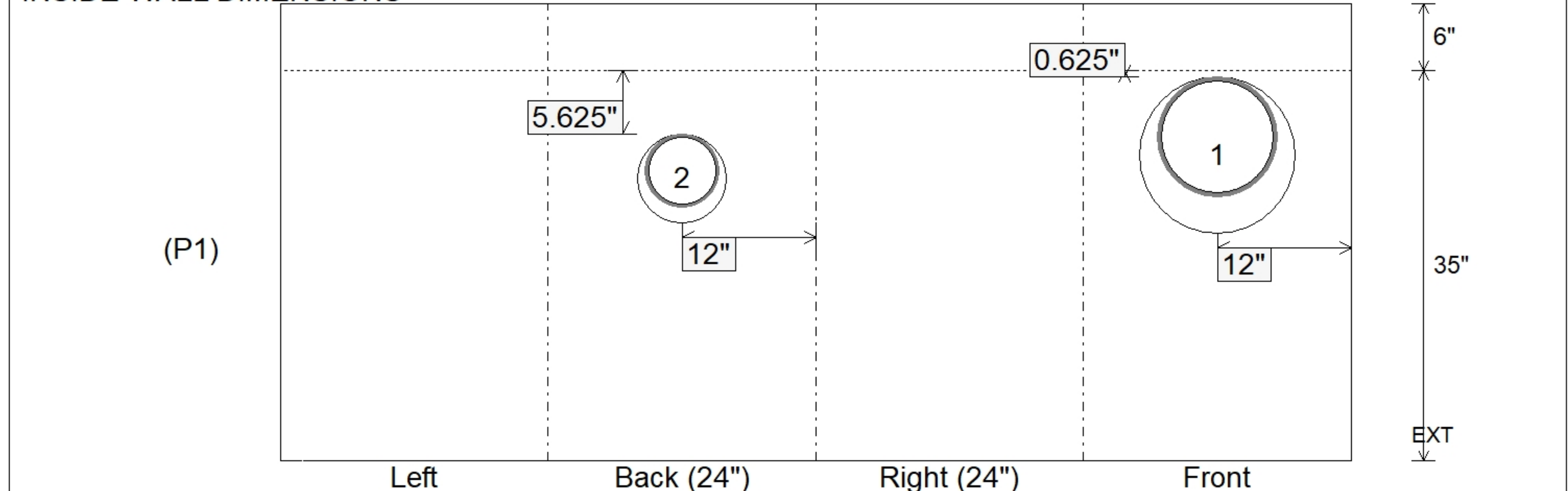
Position	Elev	Angle	Ext. (cw)	Pipe	Pipe OD	Connector	Hole	Horz Size	Up ( )	Offset
Invert 1	437.6'	0°	18"	10" PVC SCH40	10.75"	Hole 14	14"	14"	0.625"	0"
Invert 2	438.015'	180°	18"	6" PVC SCH40	6.625"	Hole 8	8"	8"	5.625"	0"
Invert 3										
Invert 4										
Invert 5										
Invert 6										
Invert 7										
Invert 8										

RIGHT-SIDE UP VIEW (int. dimensions)

UPSIDE-DOWN VIEW (int. dimensions)



INSIDE WALL DIMENSIONS



Coating (Int): Coating (Ext):	Seam Up: Flat Seam Dn: n/a	Wall Thickness: 6" Floor Height: 6"	Height (Int): 35" Height (Ext): 41"	Weight (Net): 2664 lb Volume (Net): 0.68cu.yd
----------------------------------	-------------------------------	--	--	--