

Job Name: 25-4349 Lunsford St. Drainage Repair
Job Location: Madisonville, KY
Contractor: Knight Construction & Excavating, Inc.

PC: T. Lewis
 TECH: J. Coppage
 Plant: Beaver Dam



Structure ID: **BOX CULVERT**
 Spec: Box Culvert
 Type: Box Culvert (08W/08F/08T)
 Size: 96" x 48"

Rim: 30'
 Invert: 30'
 Rim to Invert: 0'

Sump: 0"
 Floor (Top): 0"
 Floor Height: 0"

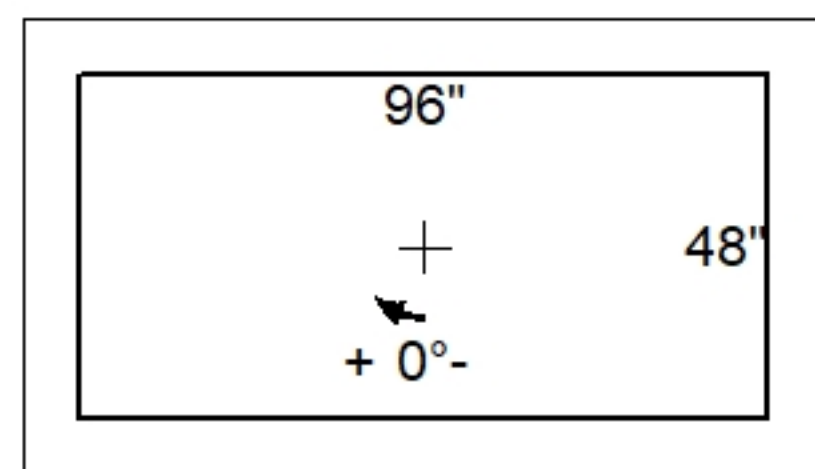
Floor (Bot): 0'
 Overall Height: 29.833'
 Slack: 2"

Structure Notes:

- PER ASTM C1577 SPECIFICATIONS.
- REINFORCING PER ASTM C1577 (GRADE 60).

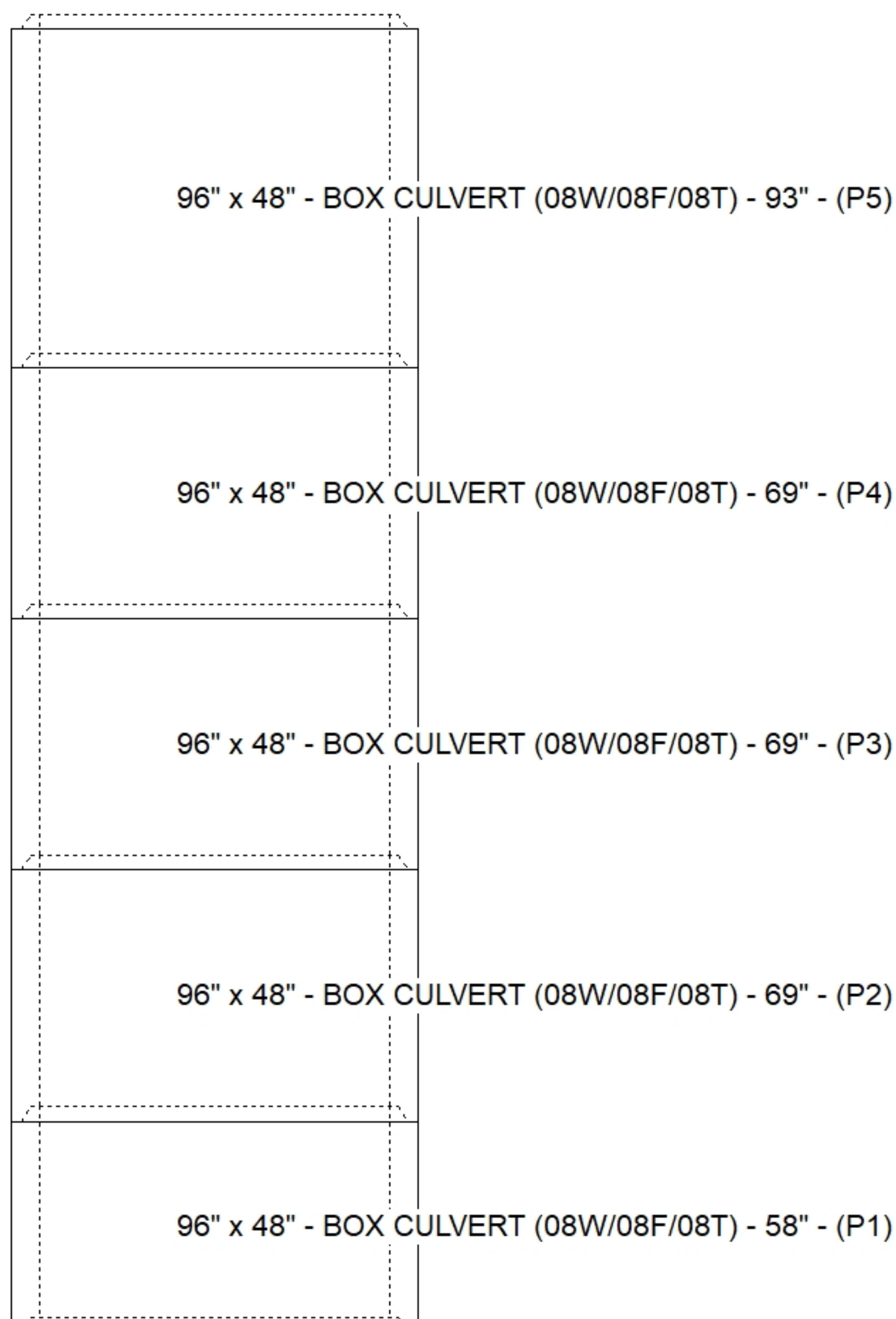
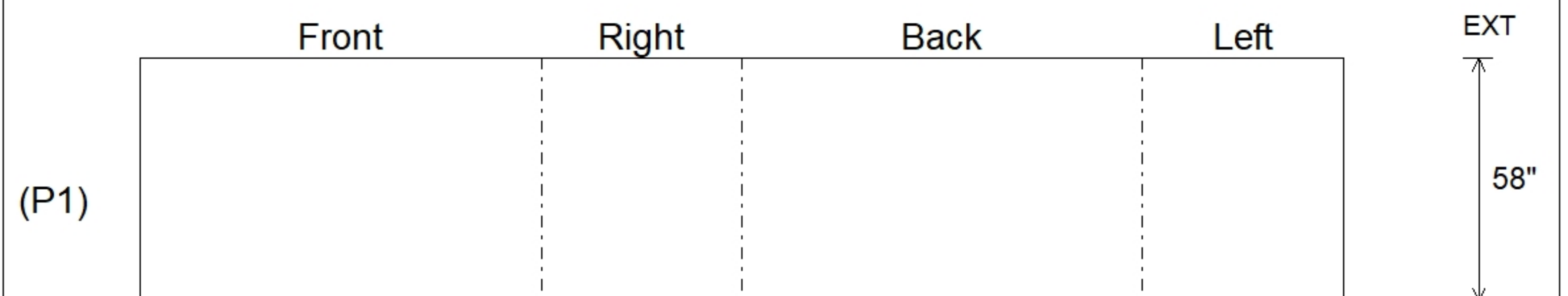
STRUCTURE SUMMARY:

P5) 96" x 48" - BOX CULVERT (08W/08F/08T) - 93"	19978 lb
P4) 96" x 48" - BOX CULVERT (08W/08F/08T) - 69"	14822 lb
P3) 96" x 48" - BOX CULVERT (08W/08F/08T) - 69"	14822 lb
P2) 96" x 48" - BOX CULVERT (08W/08F/08T) - 69"	14822 lb
P1) 96" x 48" - BOX CULVERT (08W/08F/08T) - 58"	12459 lb
1) JOINT WRAP - 0.065"x12"x50' CONSEAL CS212	0 lb
1) JOINT WRAP PRIMER - CONSEAL CS-75 (1 gal.)	0 lb
5) 96" x 48" - Conseal CS-102 1.00"	0 lb
Structure Total:	76904 lb



Position	Elev	Angle	Pipe	Pipe OD	Hole	Connector	Up ()	Ref
Rim	30'							
Reducer								
Invert 1								
Invert 2								
Invert 3								
Invert 4								
Invert 5								
Invert 6								
Invert 7								
Invert 8								

Default - Interior Dimensions



Submittal Drawing
 2/10/2026 11:05:01 AM

SUBMITTAL
 APPROVED BY: