

Job Name: 25-4337 - Maywood Phase13
Job Location: Bardstown, KY
Contractor: Buzick Construction

PC: C. Goff
 TECH: J. Horsley - F
 Plant: 100



Structure ID: **CB12**
 Spec: Storm
 Type: BX 8inW, 8inF
 Size: 36" x 36"

Rim: 703'
 Invert: 699.44'
 Rim to Invert: 3.56'

Sump: 0"
 Floor (Top): 699.44'
 Floor Height: 8"

Floor (Bot): 698.773'
 Overall Height: 4.167'
 Slack: 0.72"

Structure Notes:

1. PER ASTM C913 SPECIFICATIONS.
2. CONCRETE = 4,000 PSI AT 28 DAYS.
3. NO STEPS AND NO INVERT CHANNEL.
4. CASTING SUPPLIED BY OTHERS (HOE 595 F/G).

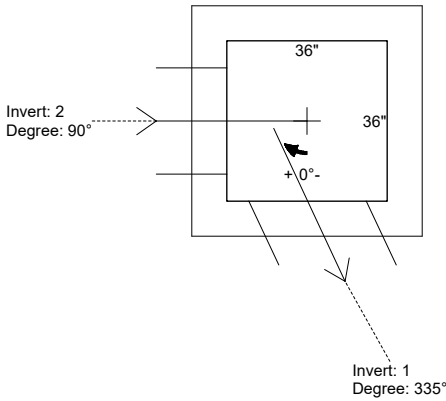
REINFORCING PER ASTM A615 (GRADE 60).
 - WALLS (As .12) #5 BARS AT 12" C.C.E.W.
 - FLOOR (As .12) #5 BARS AT 12" C.C.E.W.

STRUCTURE SUMMARY:

- P2) 36" x 36" - CASTING HEIGHT - 3"
 P1) 36" x 36" - BOX BASE 8inW, 8inF, Variable Ht F/n - 39"
 1) 36" x 36" - Conseal CS-102 1.00"
 2) Hole - 24

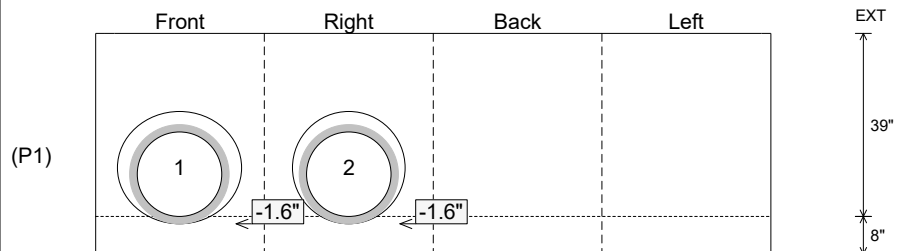
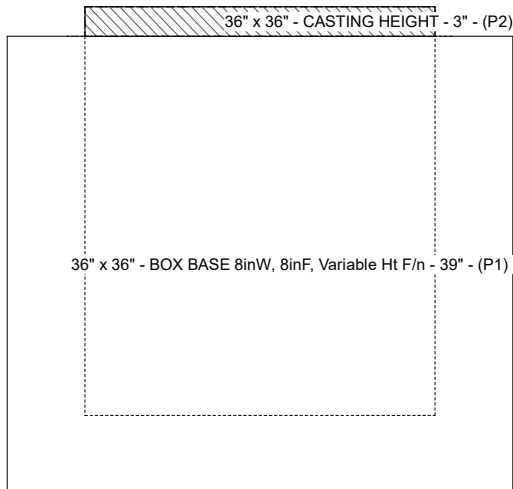
0 lb
 5784 lb
 0 lb
 0 lb

 Structure Total: 5784 lb



Position	Elev	Angle	Pipe	Pipe OD	Hole	Connector	Up (L)	Ref
Rim	703'							
Reducer								
Invert 1	699.44'	335°	18" HDPE	21.2"	24"	Hole 24	-1.6"	P1
Invert 2	699.44'	90°	18" HDPE	21.2"	24"	Hole 24	-1.6"	P1
Invert 3								
Invert 4								
Invert 5								
Invert 6								
Invert 7								
Invert 8								

Cast (Int. Dim.) - Interior Dimensions



Submittal Drawing
 12/9/2025 11:10:47 AM

SUBMITTAL
 APPROVED BY: