

Job Name: 25-4337 - Maywood Phase13	Plant: 100	Tech: J. Horsley - F	
Job Location: Bardstown, KY	12/9/2025 11:28:55 AM	PC: C. Goff	
Contractor: Buzick Construction			

Structure ID: C3

P2 MH048RS60

MH RISER T/G

P4) 24" - CASTING HEIGHT - 7"	0 lb
P3) 48" - ECC CONE w/ 24" HOLE F/G - 30"	2050 lb
P2) 48" - MH RISER T/G - 60"	4192 lb
P1) 48" - MH BASE T/n - 18"	2540 lb
1) JOINT WRAP - 0.065"x6"x50' CONSEAL CS212	0 lb
1) JOINT WRAP PRIMER - CONSEAL CS-75 (1 gal.)	0 lb
1) 48" - MH INVERT CHANNEL - FULL HEIGHT	1440 lb
2) 48" - Conseal CS-102 1.00" (Double)	0 lb
1) PSX - 12-08 NYLO	8 lb
9) MH Step ML-10-TDS-NCR - 10"	0 lb
Structure Total:	10229 lb

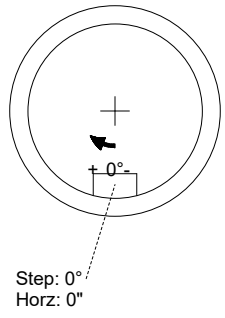
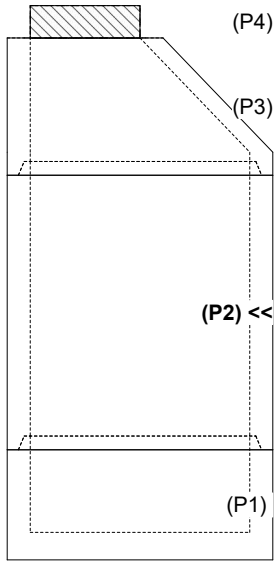
Structure Notes:

- PER ASTM C-478 SPECIFICATIONS
- CONCRETE: 4,000 PSI AT 28 DAYS
- REINFORCEMENT: PER ASTM A615
- CASTING SUPPLIED BY OTHERS (HOE MC-350 FRAME & COVER "SANITARY")

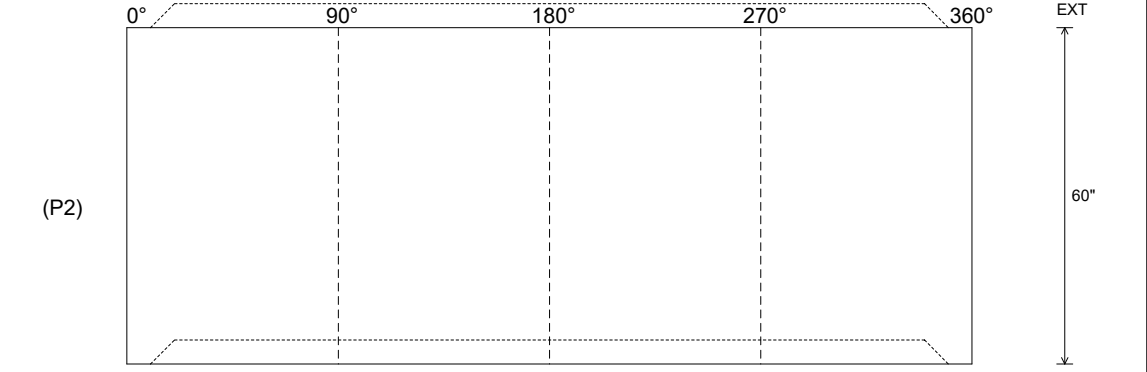
Rim: 707.38' Rim to Invert: 9.62' Slack: 2.44" Sump: 2" Step Position: 0°

Position	Elev	Angle	Ext. (cw)	Pipe	Pipe OD	Connector	Hole	Horz Size	Up ()	Offset
Invert 1										
Invert 2										
Invert 3										
Invert 4										
Invert 5										
Invert 6										
Invert 7										
Invert 8										

RIGHT-SIDE UP VIEW (int. dimensions)



INSIDE WALL DIMENSIONS



Coating (Int):	Seam Up: Tongue	Wall Thickness: 5"	Height (Int): 60"	Weight (Net): 4192 lb
Coating (Ext):	Seam Dn: Groove	Floor Height: 0"	Height (Ext): 60"	Volume (Net): 1.07cu.yd