

Job Name: 25-4331 - WING 18 RISERS
Job Location: MINNEAPOLIS, MN
Contractor: Contech Engineering Solutions

PC: T. SEKULA
 TECH: J. COPPAGE
 Plant: BEAVER DAM



Structure ID: **4-54331-C**
 Spec: Storm-Pipe Centered
 Type: STM.MH
 Size: 36"

Rim: 0'
 Invert: 0'
 Rim to Invert: 0'

Sump: 0"
 Floor (Top): -0.833'
 Floor Height: 0"

Floor (Bot): -0.833'
 Overall Height: 0.833'
 Slack: 0"

Structure Notes:

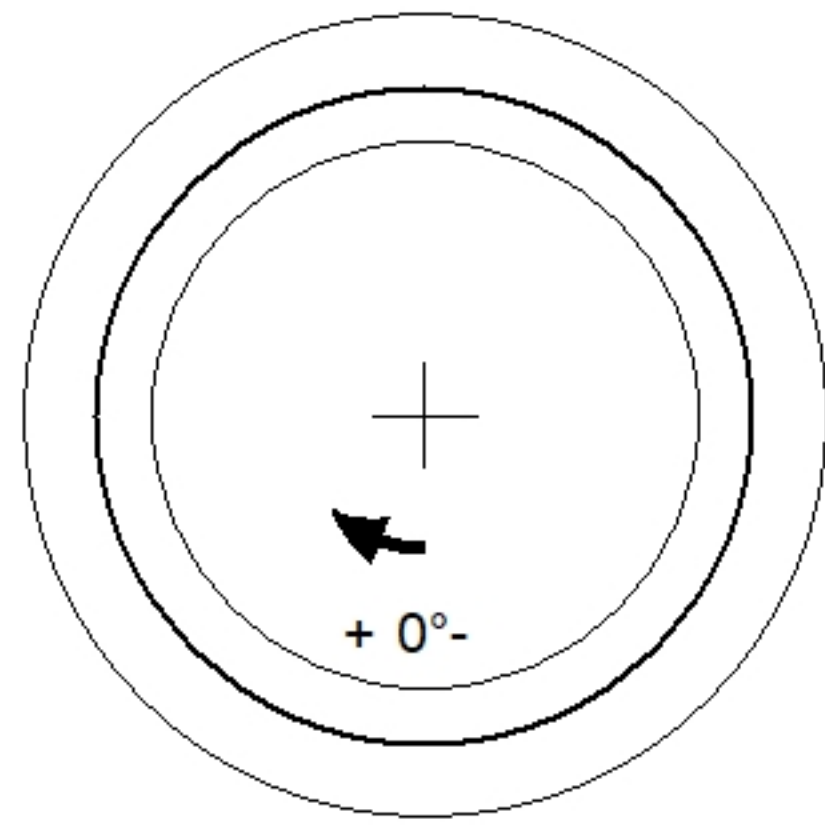
- PER ASTM C478 SPECIFICATIONS.
- CONCRETE = 4,000 PSI AT 28 DAYS.
- REINFORCING PER ASTM A615 (GRADE 60).
 - TOP SLAB (As .62) #5 BARS AT 6" C.C.E.W..

CONTECH'S LOGO MUST BE
 STENCILED ONTO THE STRUCTURE

STRUCTURE SUMMARY:

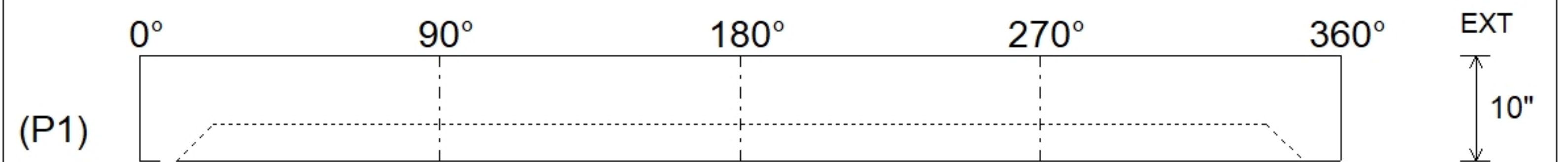
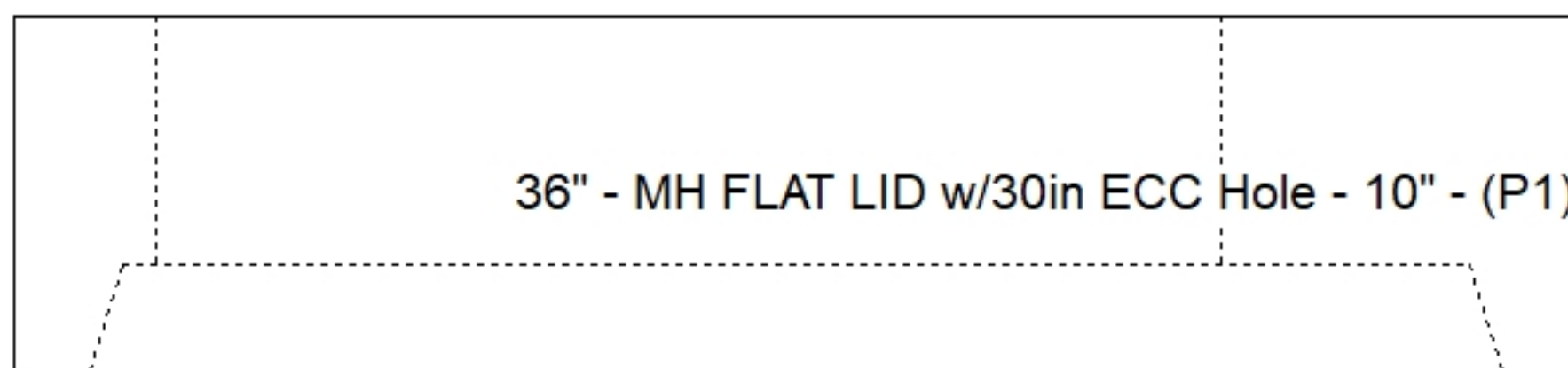
P1) 36" - MH FLAT LID w/30in ECC Hole - 10"

683 lb
 Structure Total: 683 lb



Position	Elev	Angle	Pipe	Pipe OD	Hole	Connector	Up ()	Ref
Rim	0'							
Reducer								
Invert 1								
Invert 2								
Invert 3								
Invert 4								
Invert 5								
Invert 6								
Invert 7								
Invert 8								

Default - Interior Dimensions



Submittal Drawing
 11/13/2025 7:47:04 AM

SUBMITTAL
 APPROVED BY: