

Job Name: 25-4331 - WING 18 RISERS
 Job Location: MINNEAPOLIS, MN
 Contractor: Contech Engineering Solutions

Plant: BEAVER DAM

Tech: J. COPPAGE

11/12/2025 1:33:41 PM

PC: T. SEKULA



Structure ID: 3-54331-B

P1 MH036RSVF

MH RISER Custom Ht

- P2) 36" - MH RISER Custom Ht - 68.75"
- P1) 36" - MH RISER Custom Ht - 70.75"
- 2) 36" - Conseal CS-102 1.00"
- 12) MH Step ML-10-TDS-NCR - 10"

2900 lb
 2984 lb
 0 lb
 0 lb

 Structure Total: 5884 lb

- Structure Notes:**
1. PER ASTM C478 SPECIFICATIONS.
 2. CONCRETE = 4,000 PSI AT 28 DAYS.
 3. REINFORCING PER ASTM A615 (GRADE 60).
 - RISER/WALLS (As .12)

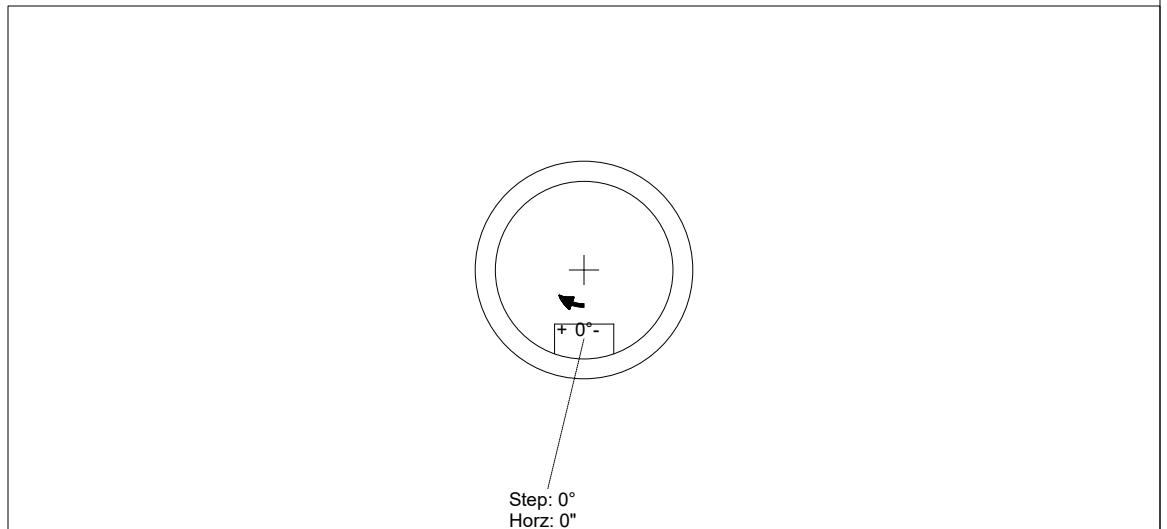
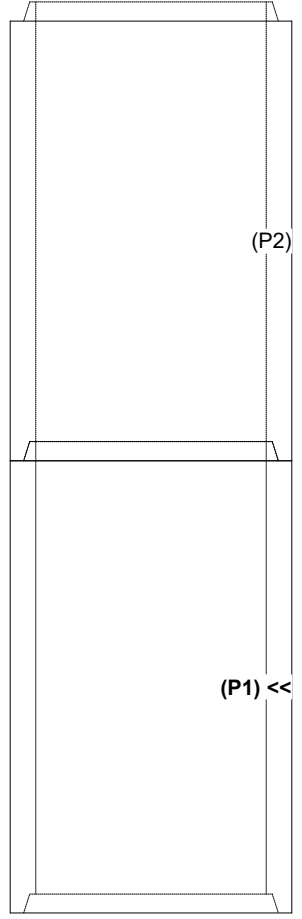
CONTECH'S LOGO MUST BE STENCILED ONTO THE STRUCTURE

LIFTING ANCHORS TO BE INSTALLED ON THE OUTSIDE OF THE STRUCTURE


Rim: 0' Rim to Invert: 0' Slack: 0" Sump: 0" Step Position: 0°

Position	Elev	Angle	Ext. (cw)	Pipe	Pipe OD	Connector	Hole	Horz Size	Up (L)	Offset
Invert 1										
Invert 2										
Invert 3										
Invert 4										
Invert 5										
Invert 6										
Invert 7										
Invert 8										

RIGHT-SIDE UP VIEW (int. dimensions)



INSIDE WALL DIMENSIONS



Coating (Int): Coating (Ext):	Seam Up: Tongue Seam Dn: Groove	Wall Thickness: 4" Floor Height: 0"	Height (Int): 70.75" Height (Ext): 70.75"	Weight (Net): 2984 lb Volume (Net): 0.76cu.yd
----------------------------------	------------------------------------	--	--	--