

Job Name: 25-4318 - Commercial Strip  
 Job Location: Owensboro, KY  
 Contractor: Winwater Hartford KY Co.

Plant: 100  
 4/16/2026 6:17:28 PM

Tech: Jared - F  
 PC: A. Chambers



**Structure ID: A-4**

**P1 BX2436-08BVF**

**BOX BASE 8inW, 8inF, Variable Ht F/n**

- P2) 24" x 36" - CASTING HEIGHT - 6"
- P1) 24" x 36" - BOX BASE 8inW, 8inF, Variable Ht F/n - 46"
- 1) CASTING - HOE 525 SET FLAT GRATE (F/G/H)
- 1) 24" x 36" - Conseal CS-102 1.00"
- 2) Hole - 16

0 lb  
 5820 lb  
 442 lb  
 0 lb  
 0 lb  
 -----  
 Structure Total: 6262 lb

**Structure Notes:**  
 1. PER ASTM C913 SPECIFICATIONS.  
 2. CONCRETE = 4,000 PSI AT 28 DAYS.  
 3. NO STEPS AND NO INVERT CHANNEL.  
 4. CASTING SUPPLIED BY ICAST (HOE 525 SET FLAT GRATE (F/G/H)).

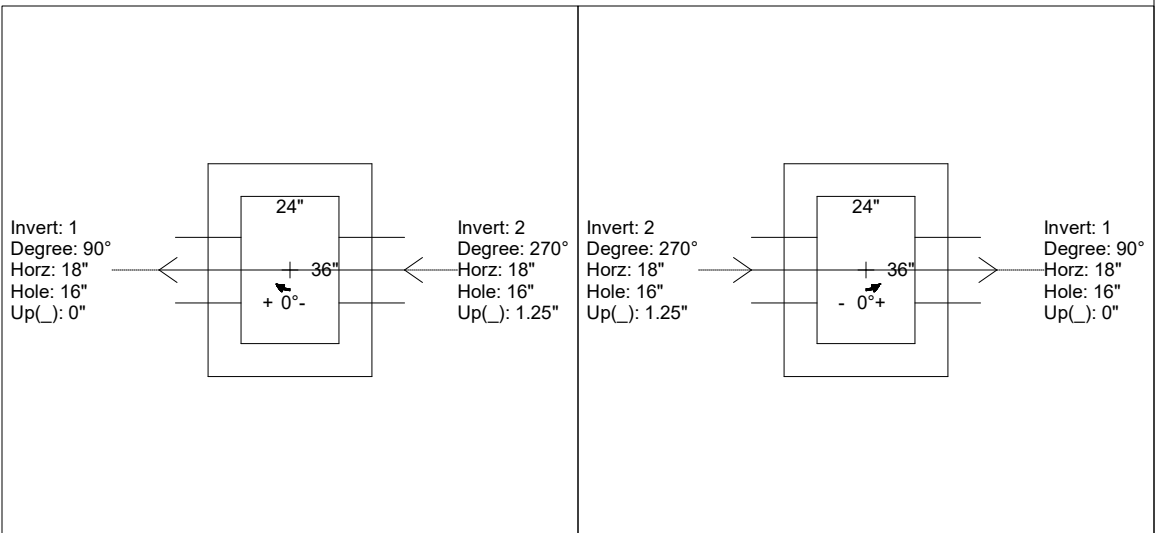
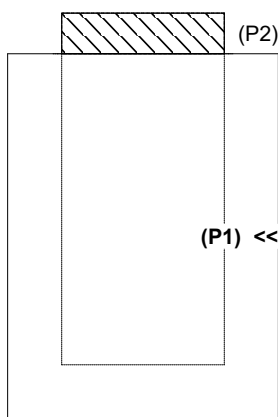
REINFORCING PER ASTM A615 (GRADE 60).  
 - WALLS (As .12) #5 BARS AT 12" C.C.E.W.  
 - FLOOR (As .12) #5 BARS AT 12" C.C.E.W.

Rim: 465.47' Rim to Invert: 4.35' Slack: 0.45' Sump: 0.25' Step Position:

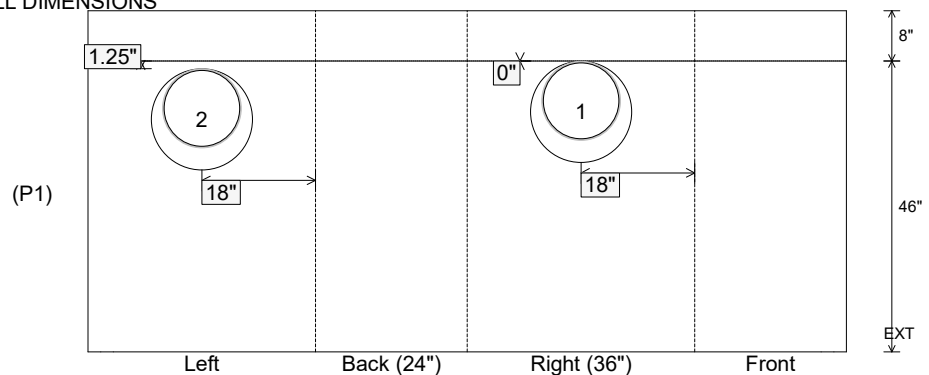
Position	Elev	Angle	Ext. (cw)	Pipe	Pipe OD	Connector	Hole	Horz Size	Up ( )	Offset
Invert 1	461.12'	90°	26"	12" PVC SDR35	12.5"	Hole 16	16"	16"	0"	0"
Invert 2	461.22'	270°	26"	12" PVC SDR35	12.5"	Hole 16	16"	16"	1.25"	0"
Invert 3										
Invert 4										
Invert 5										
Invert 6										
Invert 7										
Invert 8										

RIGHT-SIDE UP VIEW (int. dimensions)

UPSIDE-DOWN VIEW (int. dimensions)



INSIDE WALL DIMENSIONS



Coating (Int):  
 Coating (Ext):

Seam Up: Flat  
 Seam Dn: n/a

Wall Thickness: 8"  
 Floor Height: 8"

Height (Int): 46"  
 Height (Ext): 54"

Weight (Net): 5820 lb  
 Volume (Net): 1.49cu.yd