

Job Name: 25-4318 - Commercial Strip
 Job Location: Owensboro, KY
 Contractor: Winwater Hartford KY Co.

Plant: 100
 4/16/2026 6:17:28 PM

Tech: Jared - F
 PC: A. Chambers



Structure ID: A-3

P1 BX2436-08BVF

BOX BASE 8inW, 8inF, Variable Ht F/n

- P2) 24" x 36" - CASTING HEIGHT - 6"
- P1) 24" x 36" - BOX BASE 8inW, 8inF, Variable Ht F/n - 51"
- 1) CASTING - HOE 525 SET FLAT GRATE (F/G/H)
- 1) 24" x 36" - Conseal CS-102 1.00"
- 2) Hole - 16

0 lb
 6325 lb
 442 lb
 0 lb
 0 lb

 Structure Total: 6767 lb

Structure Notes:
 1. PER ASTM C913 SPECIFICATIONS.
 2. CONCRETE = 4,000 PSI AT 28 DAYS.
 3. NO STEPS AND NO INVERT CHANNEL.
 4. CASTING SUPPLIED BY ICAST (HOE 525 SET FLAT GRATE (F/G/H)).

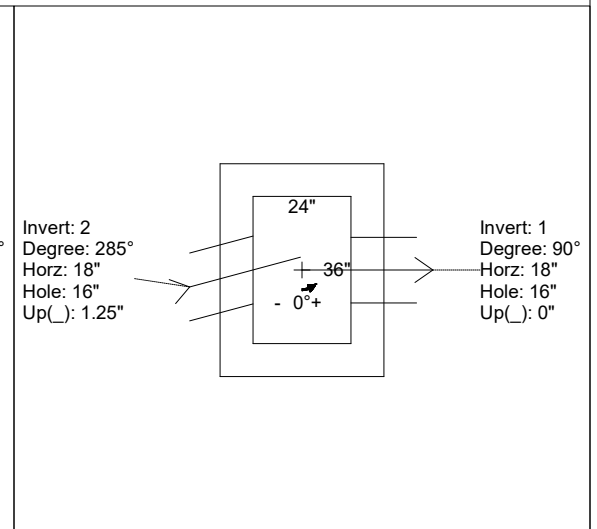
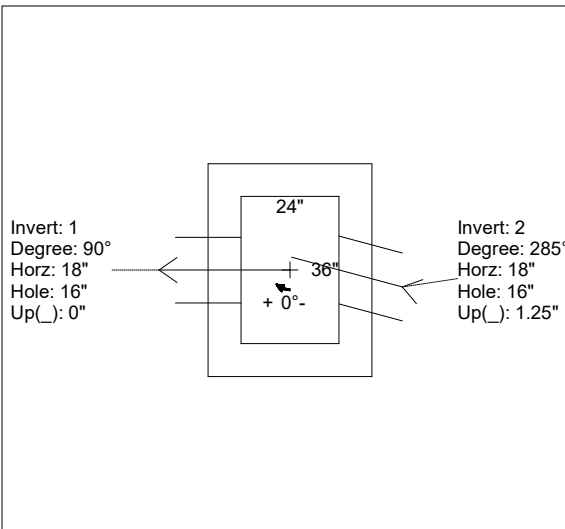
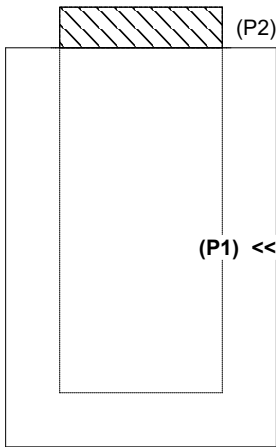
REINFORCING PER ASTM A615 (GRADE 60).
 - WALLS (As .12) #5 BARS AT 12" C.C.E.W.
 - FLOOR (As .12) #5 BARS AT 12" C.C.E.W.

Rim: 466.35' Rim to Invert: 4.78' Slack: 0.61' Sump: 0.25' Step Position:

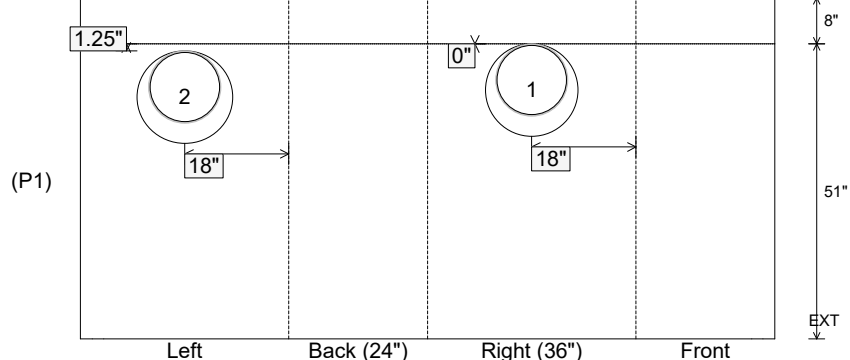
Position	Elev	Angle	Ext. (cw)	Pipe	Pipe OD	Connector	Hole	Horz Size	Up ()	Offset
Invert 1	461.57'	90°	26"	12" PVC SDR35	12.5"	Hole 16	16"	16"	0"	0"
Invert 2	461.67'	285°	28.125"	12" PVC SDR35	12.5"	Hole 16	16"	16.564"	1.25"	-3.125"
Invert 3										
Invert 4										
Invert 5										
Invert 6										
Invert 7										
Invert 8										

RIGHT-SIDE UP VIEW (int. dimensions)

UPSIDE-DOWN VIEW (int. dimenions)



INSIDE WALL DIMENSIONS



Coating (Int):
 Coating (Ext):

Seam Up: Flat
 Seam Dn: n/a

Wall Thickness: 8"
 Floor Height: 8"

Height (Int): 51"
 Height (Ext): 59"

Weight (Net): 6325 lb
 Volume (Net): 1.62cu.yd