

Job Name: 25-4311 Home 2 Suite (OH)798148-10  
 Job Location: Springfield, OH  
 Contractor: Contech Engineering Solutions

Plant: Beaver Dam

Tech: J. Coppage

10/29/2025 10:09:04 AM

PC: T. Sekula



**Structure ID: 10-CS-6**

**P2 MH072RS60**

**MH RISER**

- P4) 30" - CASTING HEIGHT - 4"
- P3) 72" - MH FLAT TOP SPEC. (30" ECC HOLE) - 15"
- P2) 72" - MH RISER - 60"
- P1) 72" - MH BASE - 36"
- 1) CVSTENCILING
- 1) PSASSEMBLY
- 2) 72" - Conseal CS-102 1.00"
- 2) Hole - 32"

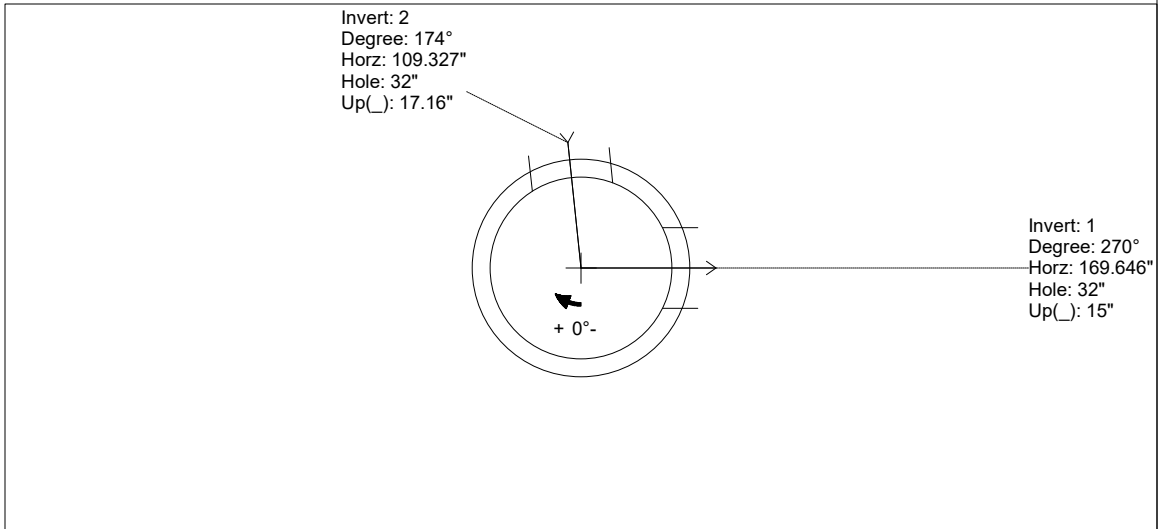
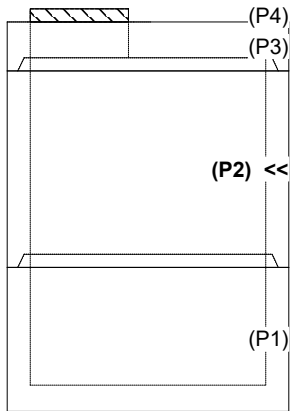
Structure Notes:  
 (4" TALL CASTING PROVIDED BY OTHERS)  
 LIFTING ANCHORS TO BE INSTALLED ON THE OUTSIDE OF THE STRUCTURE  
 BASE TO BE MECHANICALLY ATTACHED TO THE CONTROL RISER  
 ICAST TO INSTALL THE INTERNALS  
 CONTECH'S LOGO AS WELL AS THE INLET AND OUTLET MUST BE STENCILED ONTO THE STRUCTURE

Structure Total: 21582 lb

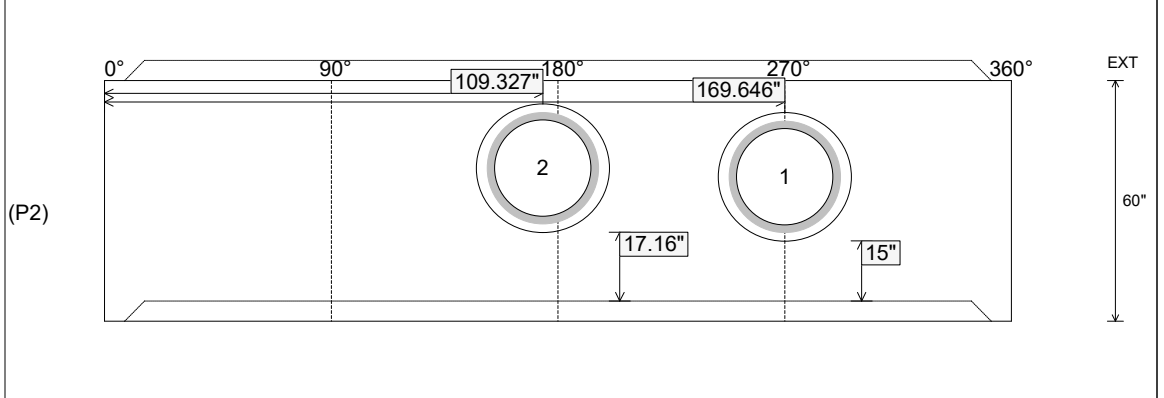
Rim: 922.75' Rim to Invert: 5.08' Slack: 5.96" Sump: 60" Step Position:

Position	Elev	Angle	Ext. (cw)	Pipe	Pipe OD	Connector	Hole	Horz Size	Up (⌋)	Offset
Invert 1	917.67'	270°	202.633"	24" HDPE	27.8"	Hole 32	32"	33.16"	15"	0"
Invert 2	917.85'	174°	130.586"	24" HDPE	27.8"	Hole 32	32"	33.16"	17.16"	0"
Invert 3										
Invert 4										
Invert 5										
Invert 6										
Invert 7										
Invert 8										

**RIGHT-SIDE UP VIEW (int. dimensions)**



**INSIDE WALL DIMENSIONS**



Coating (Int): Coating (Ext):	Seam Up: Tongue Seam Dn: Groove	Wall Thickness: 7" Floor Height: 0"	Height (Int): 60" Height (Ext): 60"	Weight (Net): 7773 lb Volume (Net): 1.99cu.yd
----------------------------------	------------------------------------	--	--	--