

Job Name: 25-4311 Home 2 Suite (OH)798148-10
 Job Location: Springfield, OH
 Contractor: Contech Engineering Solutions

Plant: Beaver Dam

Tech: J. Coppage

10/29/2025 10:08:44 AM

PC: T. Sekula



Structure ID: 10-CS-6

P1 MH072BA36

MH BASE

- P4) 30" - CASTING HEIGHT - 4"
- P3) 72" - MH FLAT TOP SPEC. (30" ECC HOLE) - 15"
- P2) 72" - MH RISER - 60"
- P1) 72" - MH BASE - 36"
- 1) CVSTENCILING
- 1) PSASSEMBLY
- 2) 72" - Conseal CS-102 1.00"
- 2) Hole - 32

0 lb
 4661 lb
 7773 lb
 9148 lb
 0 lb
 0 lb
 0 lb
 0 lb

 Structure Total: 21582 lb

Structure Notes:
 (4" TALL CASTING PROVIDED BY OTHERS)

 LIFTING ANCHORS TO BE INSTALLED
 ON THE OUTSIDE OF THE STRUCTURE

 BASE TO BE MECHANICALLY ATTACHED
 TO THE CONTROL RISER

 ICAST TO INSTALL THE INTERNALS

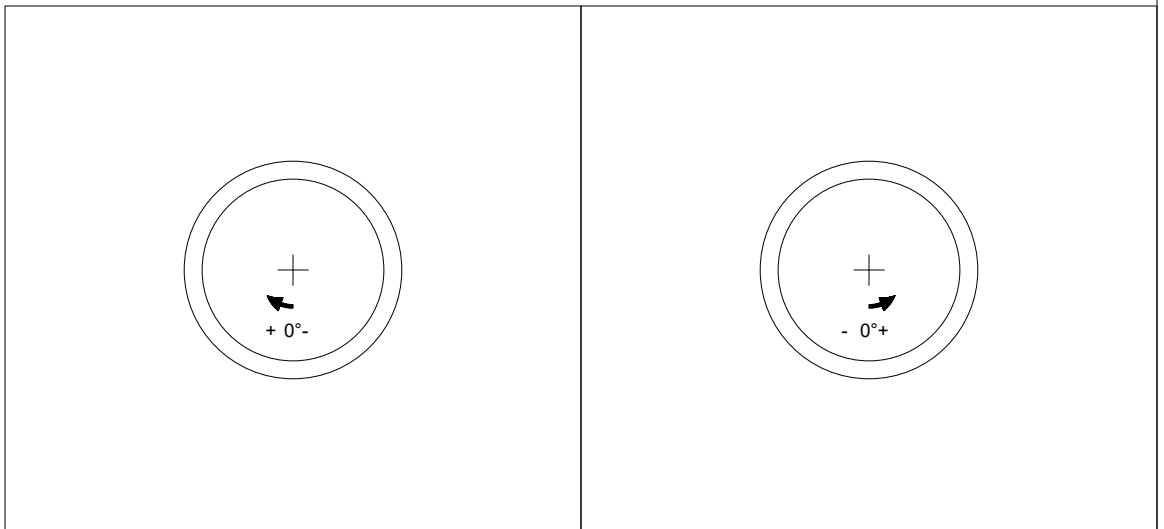
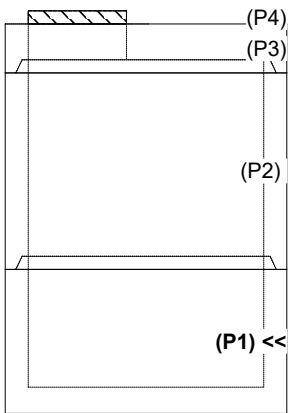
 CONTECH'S LOGO AS WELL AS
 THE INLET AND OUTLET MUST BE
 STENCILED ONTO THE STRUCTURE

Rim: 922.75' Rim to Invert: 5.08' Slack: 5.96" Sump: 60" Step Position:

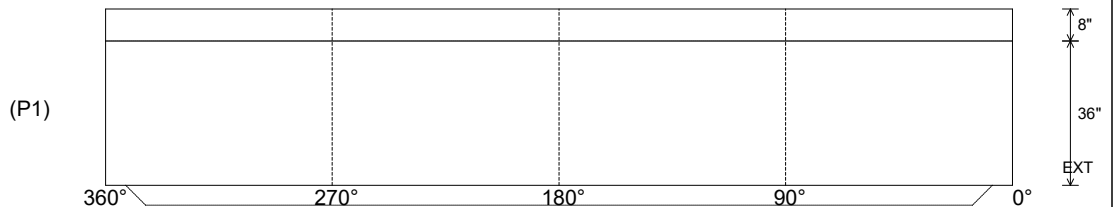
Position	Elev	Angle	Ext. (cw)	Pipe	Pipe OD	Connector	Hole	Horz Size	Up ()	Offset
Invert 1										
Invert 2										
Invert 3										
Invert 4										
Invert 5										
Invert 6										
Invert 7										
Invert 8										

RIGHT-SIDE UP VIEW (int. dimensions)

UPSIDE-DOWN VIEW (int. dimensions)



INSIDE WALL DIMENSIONS



Coating (Int):
 Coating (Ext):

Seam Up: Tongue
 Seam Dn: n/a

Wall Thickness: 7"
 Floor Height: 8"

Height (Int): 36"
 Height (Ext): 44"

Weight (Net): 9148 lb
 Volume (Net): 2.34cu.yd