

Job Name: 25-4299 - Seneca High School	Plant: 100	Tech: J. Horsley	
Job Location: Louisville, KY	2/17/2026 12:47:00 PM	PC: J. Jarvis	
Contractor: Dan Cristiani Excavating Co. Inc.			

Structure ID: I5

P1 BX2436-08BA30

BOX BASE 8inW, 8inF F/n

- P2) 24" x 36" - CASTING HEIGHT - 6"
- P1) 24" x 36" - BOX BASE 8inW, 8inF F/n - 30"
- 1) 24" x 36" - Conseal CS-102 1.00"
- 1) Hole - 16

0 lb
 4322 lb
 0 lb
 0 lb

 Structure Total: 4322 lb


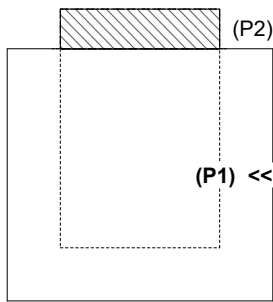
- Structure Notes:
1. PER LOUISVILLE MSD / ASTM C-913 SPECIFICATIONS
 2. CONCRETE: 4,000 PSI AT 28 DAYS
 3. REINFORCEMENT: #5 BAR @ 12" C.C. E.W. (GRADE 60) - 2" MIN. REBAR CLEARANCE (TYP)
 4. NO STORM INVERT
 5. NO STEPS
 6. HOE 470 FRAME, GRATE, & CURB HOOD SUPPLIED BY OTHERS

Rim: 484.25' Rim to Invert: 3' Slack: 0" Sump: 0" Step Position:

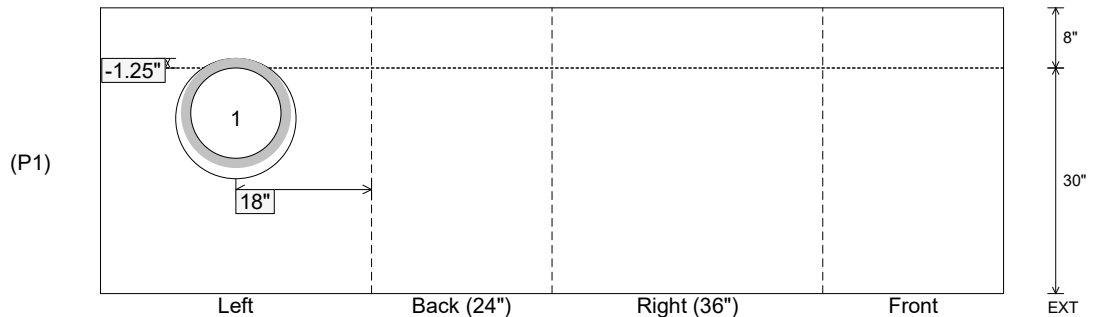
Position	Elev	Angle	Ext. (cw)	Pipe	Pipe OD	Connector	Hole	Horz Size	Up ()	Offset
Invert 1	481.25'	270°	26"	12" HDPE	14.5"	Hole 16	16"	16"	-1.25"	0"
Invert 2										
Invert 3										
Invert 4										
Invert 5										
Invert 6										
Invert 7										
Invert 8										

RIGHT-SIDE UP VIEW (int. dimensions)

UPSIDE-DOWN VIEW (int. dimenions)



INSIDE WALL DIMENSIONS



Coating (Int): Coating (Ext):	Seam Up: Flat Seam Dn: n/a	Wall Thickness: 8" Floor Height: 8"	Height (Int): 30" Height (Ext): 38"	Weight (Net): 4322 lb Volume (Net): 1.1cu.yd
----------------------------------	-------------------------------	--	--	---