

Job Name: 25-4299 - Seneca High School
 Job Location: Louisville, KY
 Contractor: Dan Cristiani Excavating Co. Inc.

Plant: 100
 2/17/2026 12:46:57 PM

Tech: J. Horsley
 PC: J. Jarvis



Structure ID: I2

P1 MH048BAVF

MH BASE Custom Ht F/n

- P3) 18" x 18" - CASTING HEIGHT - 4"
- P2) 48" - MH FLAT TOP w/18"x18" Hole F/F - 7"
- P1) 48" - MH BASE Custom Ht F/n - 28"
- 1) 48" - Conseal CS-102 1.00"
- 1) 18" x 18" - Conseal CS-102 1.00"
- 1) Hole - 24
- 1) Hole - 14
- 1) Hole - 20

0 lb
 1362 lb
 2888 lb
 0 lb
 0 lb
 0 lb
 0 lb
 0 lb
 0 lb

 4250 lb

Structure Total: 4250 lb

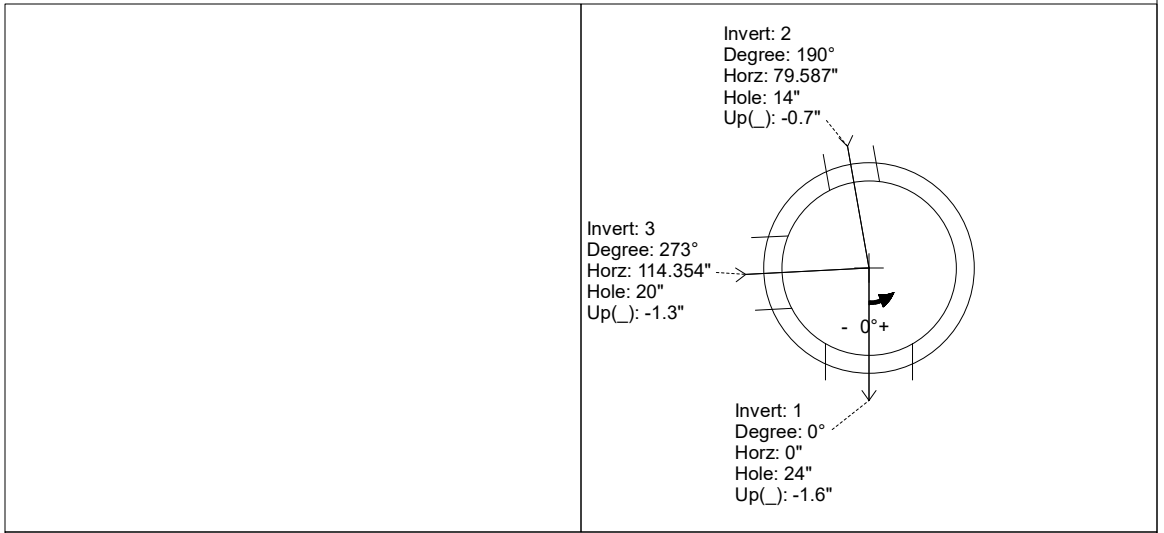
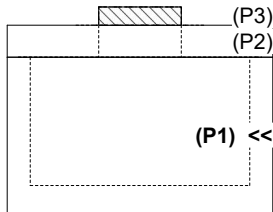
- Structure Notes:**
1. PER LOUISVILLE MSD / ASTM C-478 SPECIFICATIONS
 2. CONCRETE: 4,000 PSI AT 28 DAYS
 3. REINFORCEMENT: PER ASTM A615
 4. NO STORM INVERT
 5. NO STEPS
 6. HOE 165-A FRAME & GRATE SUPPLIED BY OTHERS

Rim: 481.95' Rim to Invert: 3.3' Slack: 0.6" Sump: 0" Step Position:

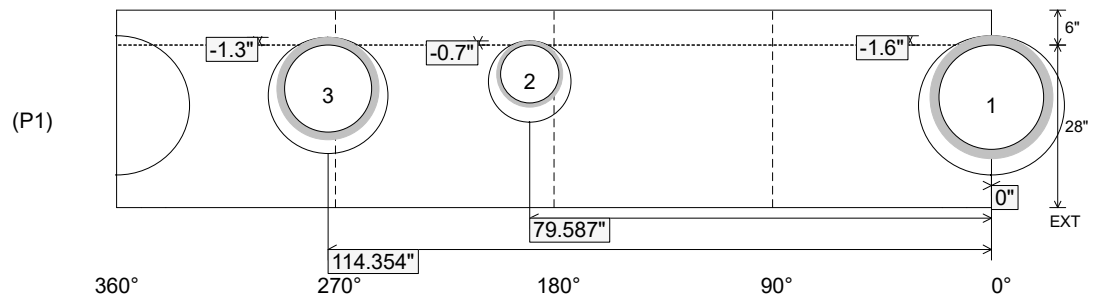
Position	Elev	Angle	Ext. (cw)	Pipe	Pipe OD	Connector	Hole	Horz Size	Up ()	Offset
Invert 1	478.65'	0°	0"	18" HDPE	21.2"	Hole 24	24"	25.133"	-1.6"	0"
Invert 2	478.65'	190°	96.168"	10" HDPE	11.4"	Hole 14	14"	14.207"	-0.7"	0"
Invert 3	478.65'	273°	138.178"	15" HDPE	17.6"	Hole 20	20"	20.629"	-1.3"	0"
Invert 4										
Invert 5										
Invert 6										
Invert 7										
Invert 8										

RIGHT-SIDE UP VIEW (int. dimensions)

UPSIDE-DOWN VIEW (int. dimensions)



INSIDE WALL DIMENSIONS



Coating (Int):
 Coating (Ext):

Seam Up: Flat
 Seam Dn: n/a

Wall Thickness: 5"
 Floor Height: 6"

Height (Int): 28"
 Height (Ext): 34"

Weight (Net): 2888 lb
 Volume (Net): 0.74cu.yd