

Job Name: 25-4299 - Seneca High School	Plant: 100	Tech: J. Horsley	
Job Location: Louisville, KY	2/17/2026 10:38:42 AM	PC: J. Jarvis	
Contractor: Dan Cristiani Excavating Co. Inc.			

**Structure ID: H7**

**P1 BX2424-08BAVF**

**BOX BASE 8inW, 8inF, Variable Ht F/n**

P3) 24" - CASTING HEIGHT - 0"	0 lb
P2) 24" x 24" - CB FLAT TOP 8"W w/24" F/G F/F - 6"	750 lb
P1) 24" x 24" - BOX BASE 8inW, 8inF, Variable Ht F/n - 23"	2705 lb
1) CASTING - HOE MCS-260B F/G	0 lb
1) This Structure Includes a Cast-in Item - HOE MCS-260B Frame Flange Side Up	0 lb
1) 24" x 24" - Conseal CS-102 1.00"	0 lb
1) Hole - 20	0 lb
1) Hole - 16	0 lb
<b>Structure Total:</b>	<b>3455 lb</b>

**Structure Notes:**

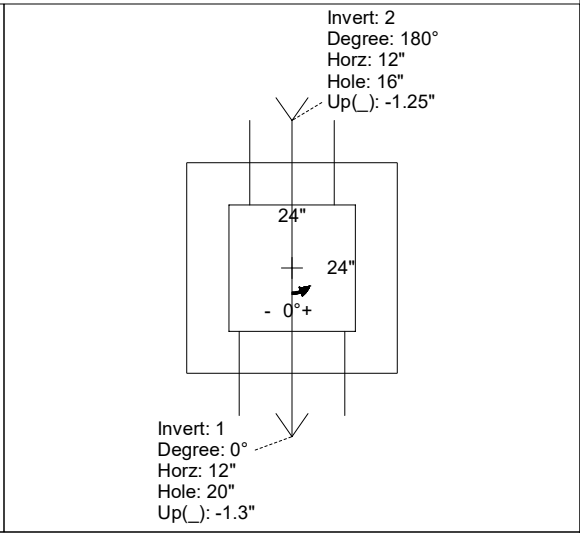

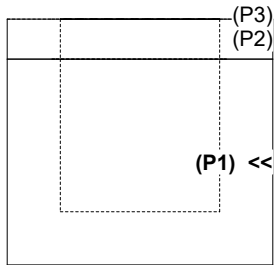
- PER LOUISVILLE MSD / ASTM C-913 SPECIFICATIONS
- CONCRETE: 4,000 PSI AT 28 DAYS
- REINFORCEMENT: #5 BAR @ 12" C.C. E.W. (GRADE 60) - 2" MIN. REBAR CLEARANCE (TYP)
- NO STORM INVERT
- NO STEPS
- HOE MCS-260B FRAME & GRATE SUPPLIED BY ICAST - FRAME TO BE CAST INTO FLAT LID FLANGE SIDE UP

Rim: 481.14' Rim to Invert: 2.44' Slack: 0.28" Sump: 0" Step Position:

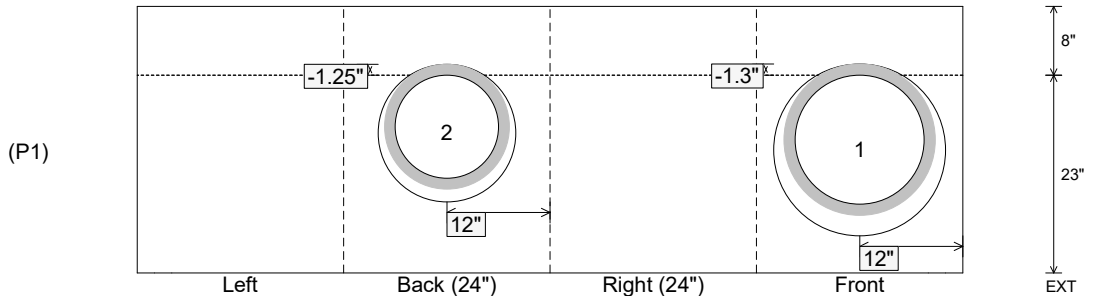
Position	Elev	Angle	Ext. (cw)	Pipe	Pipe OD	Connector	Hole	Horz Size	Up ( )	Offset
Invert 1	478.7'	0°	20"	15" HDPE	17.6"	Hole 20	20"	20"	-1.3"	0"
Invert 2	478.7'	180°	20"	12" HDPE (perf pipe)	14.5"	Hole 16	16"	16"	-1.25"	0"
Invert 3										
Invert 4										
Invert 5										
Invert 6										
Invert 7										
Invert 8										

RIGHT-SIDE UP VIEW (int. dimensions)

UPSIDE-DOWN VIEW (int. dimensions)



INSIDE WALL DIMENSIONS



Coating (Int): Coating (Ext):	Seam Up: Flat Seam Dn: n/a	Wall Thickness: 8" Floor Height: 8"	Height (Int): 23" Height (Ext): 31"	Weight (Net): 2705 lb Volume (Net): 0.69cu.yd
----------------------------------	-------------------------------	--	--	--