

Job Name: 25-4299 - Seneca High School
Job Location: Louisville, KY
Contractor: Dan Cristiani Excavating Co. Inc.

PC: J. Jarvis
 TECH: J. Horsley
 Plant: 100



Structure ID: F4
 Spec: MSD
 Type: CB SINGLE
 Size: 24" x 24"

Rim: 482.5'
 Invert: 479.35'
 Rim to Invert: 3.15'

Sump: 0"
 Floor (Top): 479.35'
 Floor Height: 8"

Floor (Bot): 478.683'
 Overall Height: 3.75'
 Slack: 0.8"

Structure Notes:

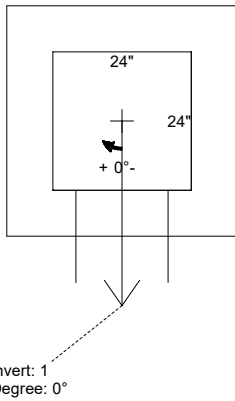
1. PER LOUISVILLE MSD / ASTM C-913 SPECIFICATIONS
2. CONCRETE: 4,000 PSI AT 28 DAYS
3. REINFORCEMENT: #5 BAR @ 12" C.C. E.W. (GRADE 60)
4. NO STORM INVERT
5. NO STEPS
6. HOE 280T FRAME & GRATE SUPPLIED BY OTHERS

STRUCTURE SUMMARY:


P2) 24" x 24" - CASTING HEIGHT - 4"
 P1) 24" x 24" - BOX BASE 8inW, 8inF, Variable Ht F/n - 33"
 1) 24" x 24" - Conseal CS-102 1.00"
 1) Hole - 16

0 lb
 3775 lb
 0 lb
 0 lb

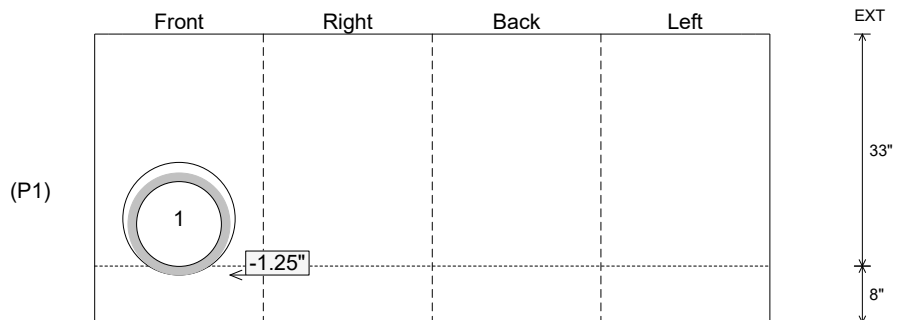
 Structure Total: 3775 lb



Position	Elev	Angle	Pipe	Pipe OD	Hole	Connector	Up ()	Ref
Rim	482.5'							
Reducer								
Invert 1	479.35'	0°	12" HDPE	14.5"	16"	Hole 16	-1.25"	P1
Invert 2								
Invert 3								
Invert 4								
Invert 5								
Invert 6								
Invert 7								
Invert 8								



Cast (Int. Dim.) - Interior Dimensions



Submittal Drawing
 2/9/2026 3:45:39 PM

SUBMITTAL
 APPROVED BY: