

Job Name: 25-4299 - Seneca High School
 Job Location: Louisville, KY
 Contractor: Dan Cristiani Excavating Co. Inc.

Plant: 100
 2/16/2026 10:16:34 AM

Tech: J. Horsley
 PC: J. Jarvis



Structure ID: E4

P1 MH048BAVF

MH BASE Custom Ht F/n

- P3) 24" x 36" - CASTING HEIGHT - 6"
- P2) 48" - MH FLAT TOP w/24"x36" Hole LOU-MSD F/F - 7"
- P1) 48" - MH BASE Custom Ht F/n - 26"
- 1) 48" - Conseal CS-102 1.00"
- 1) 24" x 36" - Conseal CS-102 1.00"
- 1) Hole - 20
- 1) Hole - 16

0 lb
 1044 lb
 2926 lb
 0 lb
 0 lb
 0 lb
 0 lb
 0 lb
 Structure Total: 3970 lb

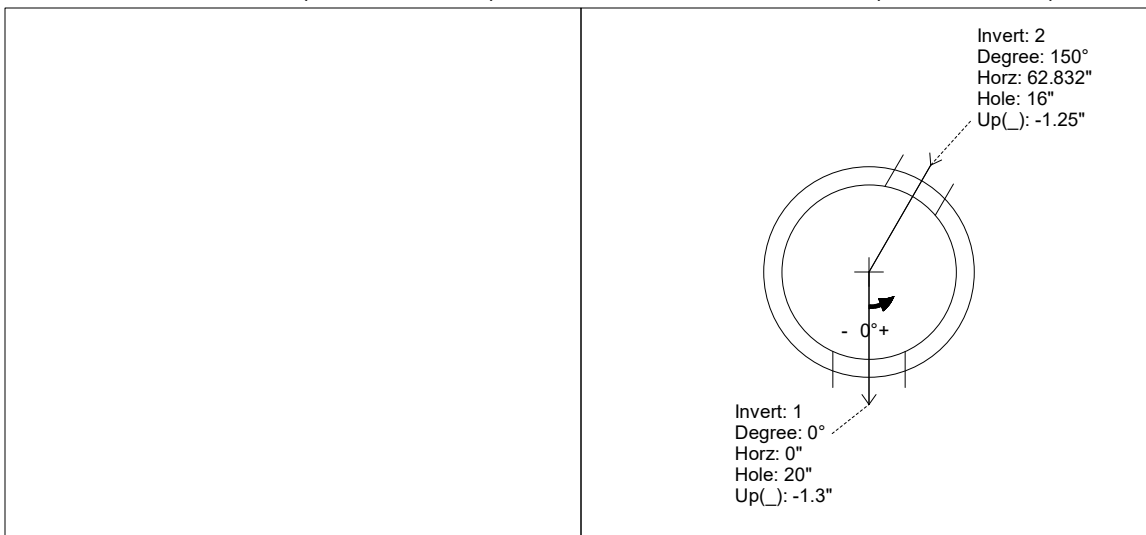
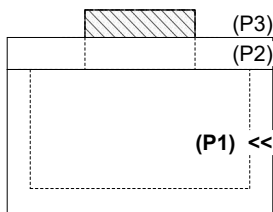
- Structure Notes:**
1. PER LOUISVILLE MSD / ASTM C-478 SPECIFICATIONS
 2. CONCRETE: 4,000 PSI AT 28 DAYS
 3. REINFORCEMENT: PER ASTM A615
 4. NO STORM INVERT
 5. NO STEPS
 6. HOE 470 FRAME, GRATE, & CURB HOOD SUPPLIED BY OTHERS

Rim: 487.65' Rim to Invert: 3.3' Slack: 0.6" Sump: 0" Step Position:

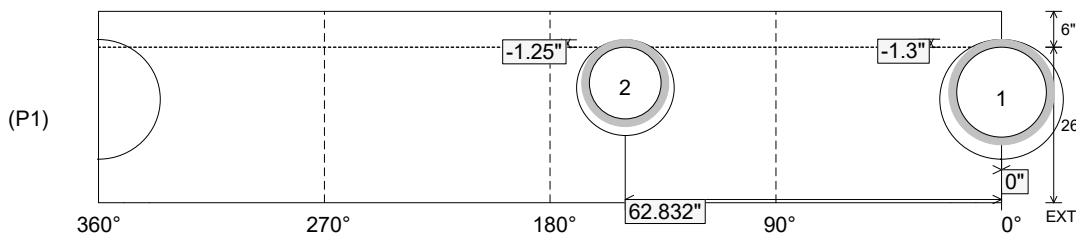
Position	Elev	Angle	Ext. (cw)	Pipe	Pipe OD	Connector	Hole	Horz Size	Up ()	Offset
Invert 1	484.35'	0°	0"	15" HDPE	17.6"	Hole 20	20"	20.629"	-1.3"	0"
Invert 2	484.35'	150°	75.922"	12" HDPE	14.5"	Hole 16	16"	16.312"	-1.25"	0"
Invert 3										
Invert 4										
Invert 5										
Invert 6										
Invert 7										
Invert 8										

RIGHT-SIDE UP VIEW (int. dimensions)

UPSIDE-DOWN VIEW (int. dimensions)



INSIDE WALL DIMENSIONS



Coating (Int):
 Coating (Ext):

Seam Up: Flat
 Seam Dn: n/a

Wall Thickness: 5"
 Floor Height: 6"

Height (Int): 26"
 Height (Ext): 32"

Weight (Net): 2926 lb
 Volume (Net): 0.75cu.yd