

Job Name: 25-4299 - Seneca High School
Job Location: Louisville, KY
Contractor: Dan Cristiani Excavating Co. Inc.

PC: J. Jarvis
 TECH: J. Horsley
 Plant: 100



Structure ID: **D5**
 Spec: MSD
 Type: Yard Drain
 Size: 24" x 24"

Rim: 486.5'
 Invert: 484.5'
 Rim to Invert: 2'

Sump: 0"
 Floor (Top): 484.5'
 Floor Height: 8"

Floor (Bot): 483.833'
 Overall Height: 2.667'
 Slack: 0"

Structure Notes:

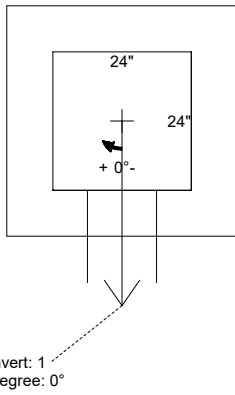
1. PER LOUISVILLE MSD / ASTM C-913 SPECIFICATIONS
2. CONCRETE: 4,000 PSI AT 28 DAYS
3. REINFORCEMENT: #5 BAR @ 12" C.C. E.W. (GRADE 60)
4. NO STORM INVERT
5. NO STEPS
6. HOE 280T FRAME & GRATE SUPPLIED BY OTHERS

STRUCTURE SUMMARY:

- P2) 24" x 24" - CASTING HEIGHT - 4"
 P1) 24" x 24" - BOX BASE 8inW, 8inF, Variable Ht F/n - 20"
 1) 24" x 24" - Conseal CS-102 1.00"
 1) Hole - 12

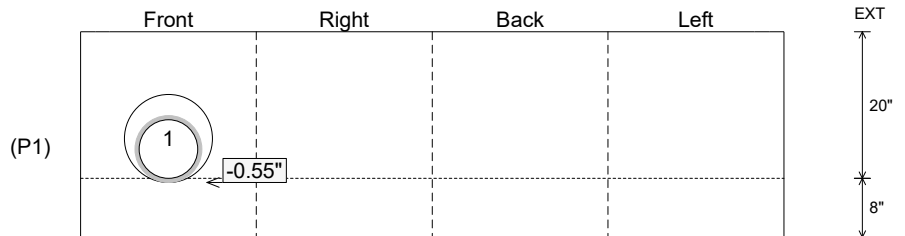
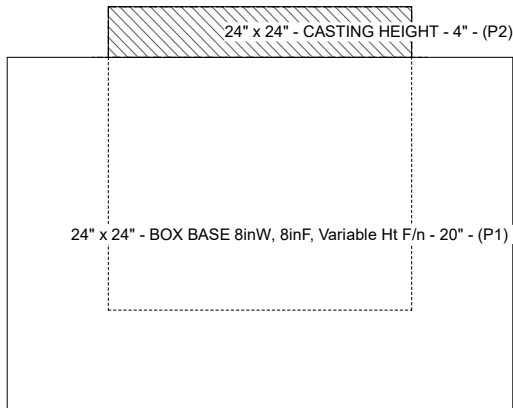
0 lb
 2717 lb
 0 lb
 0 lb

Structure Total: 2717 lb



Position	Elev	Angle	Pipe	Pipe OD	Hole	Connector	Up (↓)	Ref
Rim	486.5'							
Reducer								
Invert 1	484.5'	0°	8" HDPE	9.1"	12"	Hole 12	-0.55"	P1
Invert 2								
Invert 3								
Invert 4								
Invert 5								
Invert 6								
Invert 7								
Invert 8								

Cast (Int. Dim.) - Interior Dimensions



Submittal Drawing
 2/16/2026 8:48:38 AM

SUBMITTAL
 APPROVED BY: