

Job Name: 25-4299 - Seneca High School
Job Location: Louisville, KY
Contractor: Dan Cristiani Excavating Co. Inc.

PC: J. Jarvis
 TECH: J. Horsley
 Plant: 100



Structure ID: **D4**
 Spec: MSD
 Type: Yard Drain
 Size: 24" x 24"

Rim: 485.22'
 Invert: 483.23'
 Rim to Invert: 1.99'

Sump: 0"
 Floor (Top): 483.23'
 Floor Height: 8"

Floor (Bot): 482.563'
 Overall Height: 2.583'
 Slack: 0.88"

Structure Notes:

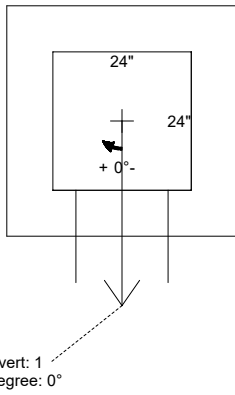
- PER LOUISVILLE MSD / ASTM C-913 SPECIFICATIONS
- CONCRETE: 4,000 PSI AT 28 DAYS
- REINFORCEMENT: #5 BAR @ 12" C.C. E.W. (GRADE 60)
- NO STORM INVERT
- NO STEPS
- HOE 280T FRAME & GRATE SUPPLIED BY OTHERS

STRUCTURE SUMMARY:

P2) 24" x 24" - CASTING HEIGHT - 4"
 P1) 24" x 24" - BOX BASE 8inW, 8inF, Variable Ht F/n - 19"
 1) 24" x 24" - Conseal CS-102 1.00"
 1) Hole - 16

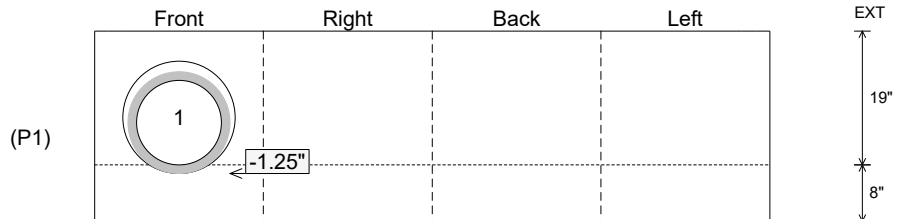
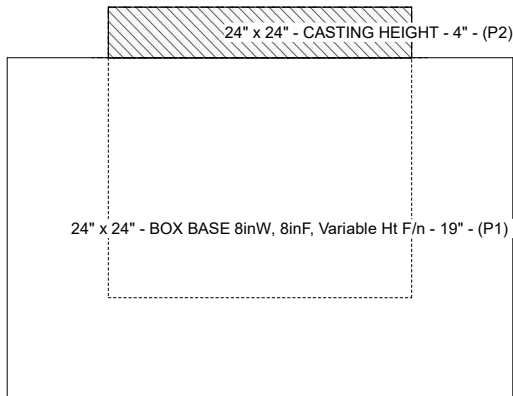
0 lb
 2572 lb
 0 lb
 0 lb

 Structure Total: 2572 lb



Position	Elev	Angle	Pipe	Pipe OD	Hole	Connector	Up ()	Ref
Rim	485.22'							
Reducer								
Invert 1	483.23'	0°	12" HDPE	14.5"	16"	Hole 16	-1.25"	P1
Invert 2								
Invert 3								
Invert 4								
Invert 5								
Invert 6								
Invert 7								
Invert 8								

Cast (Int. Dim.) - Interior Dimensions



Submittal Drawing
 2/16/2026 8:48:37 AM

SUBMITTAL
 APPROVED BY: