

Job Name: 25-4299 - Seneca High School
Job Location: Louisville, KY
Contractor: Dan Cristiani Excavating Co. Inc.

PC: J. Jarvis
 TECH: J. Horsley
 Plant: 100



Structure ID: **C5**
 Spec: MSD
 Type: CI DOUBLE
 Size: 24" x 36"

Rim: 485.2'
 Invert: 482.4'
 Rim to Invert: 2.8'

Sump: 0"
 Floor (Top): 482.4'
 Floor Height: 8"

Floor (Bot): 481.733'
 Overall Height: 3.417'
 Slack: 0.6"

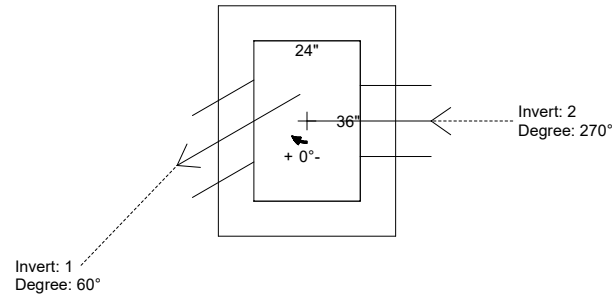
- Structure Notes:**
1. PER LOUISVILLE MSD / ASTM C-913 SPECIFICATIONS
 2. CONCRETE: 4,000 PSI AT 28 DAYS
 3. REINFORCEMENT: #5 BAR @ 12" C.C. E.W. (GRADE 60)
 4. NO STORM INVERT
 5. NO STEPS
 6. HOE 470 FRAME, GRATE, & CURB HOOD SUPPLIED BY OTHERS

STRUCTURE SUMMARY:

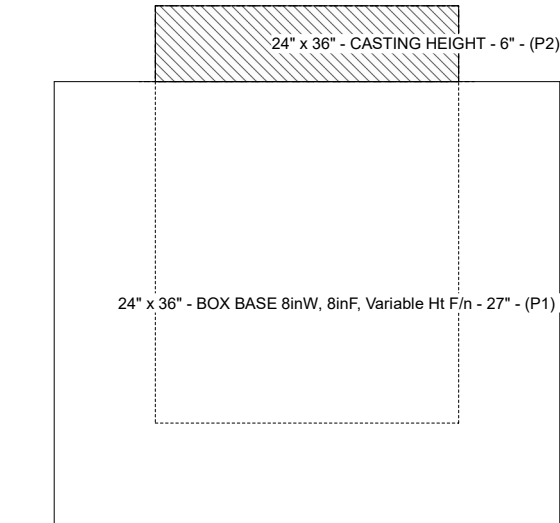
P2) 24" x 36" - CASTING HEIGHT - 6"
 P1) 24" x 36" - BOX BASE 8inW, 8inF, Variable Ht F/n - 27"
 1) 24" x 36" - Conseal CS-102 1.00"
 2) Hole - 16

0 lb
 3860 lb
 0 lb
 0 lb

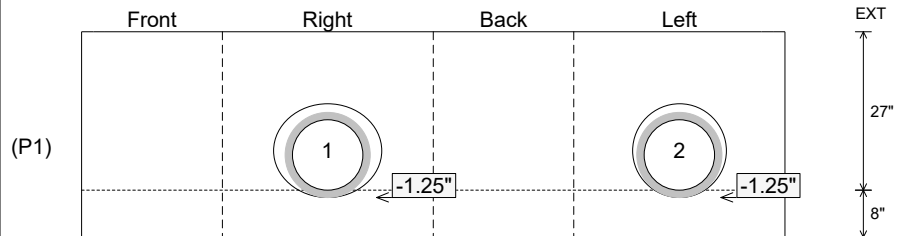
 Structure Total: 3860 lb



Position	Elev	Angle	Pipe	Pipe OD	Hole	Connector	Up (L)	Ref
Rim	485.2'							
Reducer								
Invert 1	482.4'	60°	12" HDPE	14.5"	16"	Hole 16	-1.25"	P1
Invert 2	482.4'	270°	12" HDPE	14.5"	16"	Hole 16	-1.25"	P1
Invert 3								
Invert 4								
Invert 5								
Invert 6								
Invert 7								
Invert 8								



Cast (Int. Dim.) - Interior Dimensions



Submittal Drawing
 2/16/2026 8:12:46 AM

SUBMITTAL
 APPROVED BY: