

Job Name: 25-4299 - Seneca High School  
 Job Location: Louisville, KY  
 Contractor: Dan Cristiani Excavating Co. Inc.

Plant: 100  
 2/16/2026 8:19:48 AM

Tech: J. Horsley  
 PC: J. Jarvis



**Structure ID: C5**

**P1 BX2436-08BVF**

**BOX BASE 8inW, 8inF, Variable Ht F/n**

P2) 24" x 36" - CASTING HEIGHT - 6"  
 P1) 24" x 36" - BOX BASE 8inW, 8inF, Variable Ht F/n - 27"  
 1) 24" x 36" - Conseal CS-102 1.00"  
 2) Hole - 16

0 lb  
 3860 lb  
 0 lb  
 0 lb  
 -----  
 Structure Total: 3860 lb

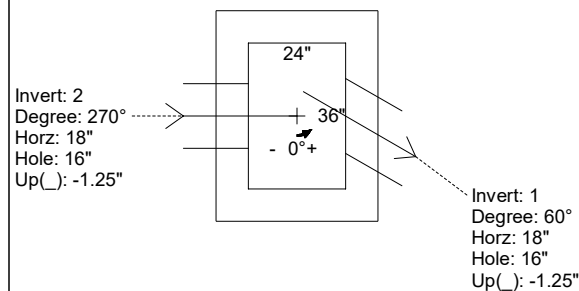
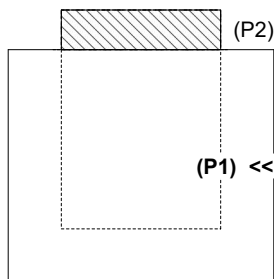
- Structure Notes:**
1. PER LOUISVILLE MSD / ASTM C-913 SPECIFICATIONS
  2. CONCRETE: 4,000 PSI AT 28 DAYS
  3. REINFORCEMENT: #5 BAR @ 12" C.C. E.W. (GRADE 60) - 2" MIN. REBAR CLEARANCE (TYP)
  4. NO STORM INVERT
  5. NO STEPS
  6. HOE 470 FRAME, GRATE, & CURB HOOD SUPPLIED BY OTHERS

Rim: 485.2' Rim to Invert: 2.8' Slack: 0.6" Sump: 0" Step Position:

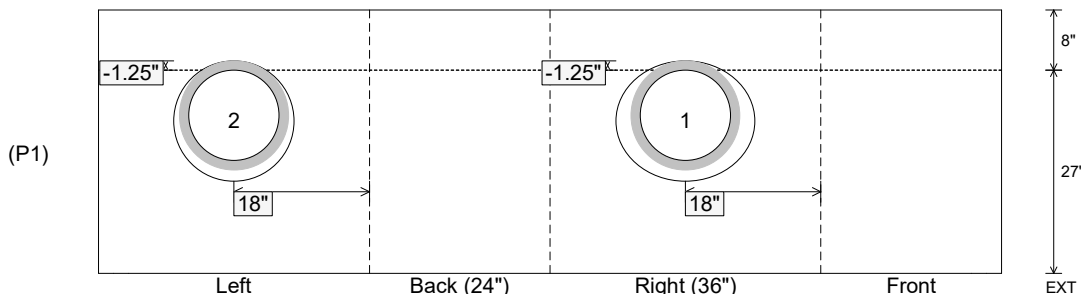
Position	Elev	Angle	Ext. (cw)	Pipe	Pipe OD	Connector	Hole	Horz Size	Up ( )	Offset
Invert 1	482.4'	60°	21.381"	12" HDPE	14.5"	Hole 16	16"	18.475"	-1.25"	6"
Invert 2	482.4'	270°	26"	12" HDPE	14.5"	Hole 16	16"	16"	-1.25"	0"
Invert 3										
Invert 4										
Invert 5										
Invert 6										
Invert 7										
Invert 8										

RIGHT-SIDE UP VIEW (int. dimensions)

UPSIDE-DOWN VIEW (int. dimenions)



INSIDE WALL DIMENSIONS



Coating (Int):  
 Coating (Ext):

Seam Up: Flat  
 Seam Dn: n/a

Wall Thickness: 8"  
 Floor Height: 8"

Height (Int): 27"  
 Height (Ext): 35"

Weight (Net): 3860 lb  
 Volume (Net): 0.99cu.yd