

Job Name: 25-4299 - Seneca High School
Job Location: Louisville, KY
Contractor: Dan Cristiani Excavating Co. Inc.

PC: J. Jarvis
 TECH: J. Horsley
 Plant: 100



Structure ID: **B15**
 Spec: MSD
 Type: Yard Drain
 Size: 18" x 18"

Rim: 487.6'
 Invert: 485.7'
 Rim to Invert: 1.9'

Sump: 0"
 Floor (Top): 485.7'
 Floor Height: 6"

Floor (Bot): 485.2'
 Overall Height: 2.333'
 Slack: 0.8"

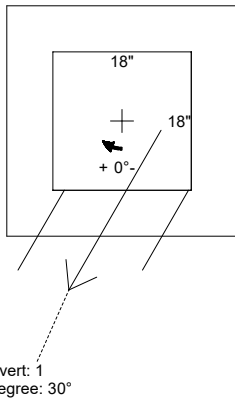
- Structure Notes:**
1. PER LOUISVILLE MSD / ASTM C-913 SPECIFICATIONS
 2. CONCRETE: 4,000 PSI AT 28 DAYS
 3. REINFORCEMENT: #5 BAR @ 12" C.C. E.W. (GRADE 60)
 4. NO STORM INVERT
 5. NO STEPS
 6. HOE 165-A FRAME & GRATE SUPPLIED BY OTHERS

STRUCTURE SUMMARY:

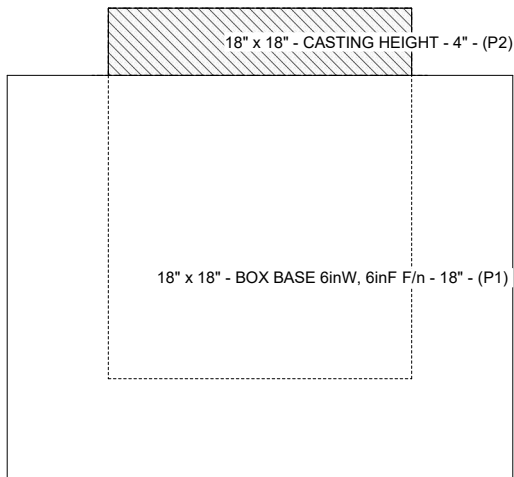
P2) 18" x 18" - CASTING HEIGHT - 4"
 P1) 18" x 18" - BOX BASE 6inW, 6inF F/n - 18"
 1) 18" x 18" - Conseal CS-102 1.00"
 1) Hole - 14

0 lb
 1234 lb
 0 lb
 0 lb

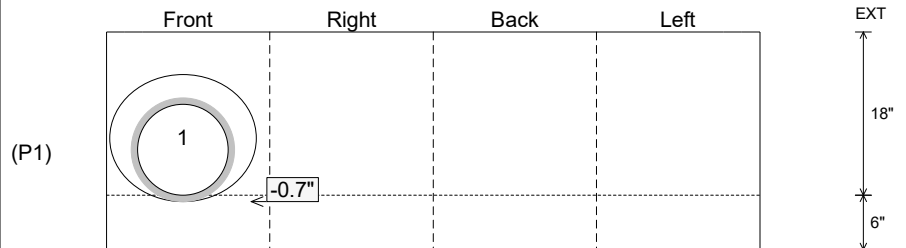
 Structure Total: 1234 lb



Position	Elev	Angle	Pipe	Pipe OD	Hole	Connector	Up (L)	Ref
Rim	487.6'							
Reducer								
Invert 1	485.7'	30°	10" HDPE	11.4"	14"	Hole 14	-0.7"	P1
Invert 2								
Invert 3								
Invert 4								
Invert 5								
Invert 6								
Invert 7								
Invert 8								



Cast (Int. Dim.) - Interior Dimensions



Submittal Drawing
 2/13/2026 12:47:29 PM

SUBMITTAL
 APPROVED BY: