

Job Name: 25-4299 - Seneca High School
 Job Location: Louisville, KY
 Contractor: Dan Cristiani Excavating Co. Inc.

Plant: 100
 2/13/2026 1:01:34 PM

Tech: J. Horsley
 PC: J. Jarvis



Structure ID: B13

P1 BX2424-08BAVF

BOX BASE 8inW, 8inF, Variable Ht F/n

P2) 24" x 24" - CASTING HEIGHT - 4"
 P1) 24" x 24" - BOX BASE 8inW, 8inF, Variable Ht F/n - 22"
 1) 24" x 24" - Conseal CS-102 1.00"
 1) Hole - 16
 1) Hole - 14

0 lb
 2695 lb
 0 lb
 0 lb
 0 lb
 Structure Total: 2695 lb

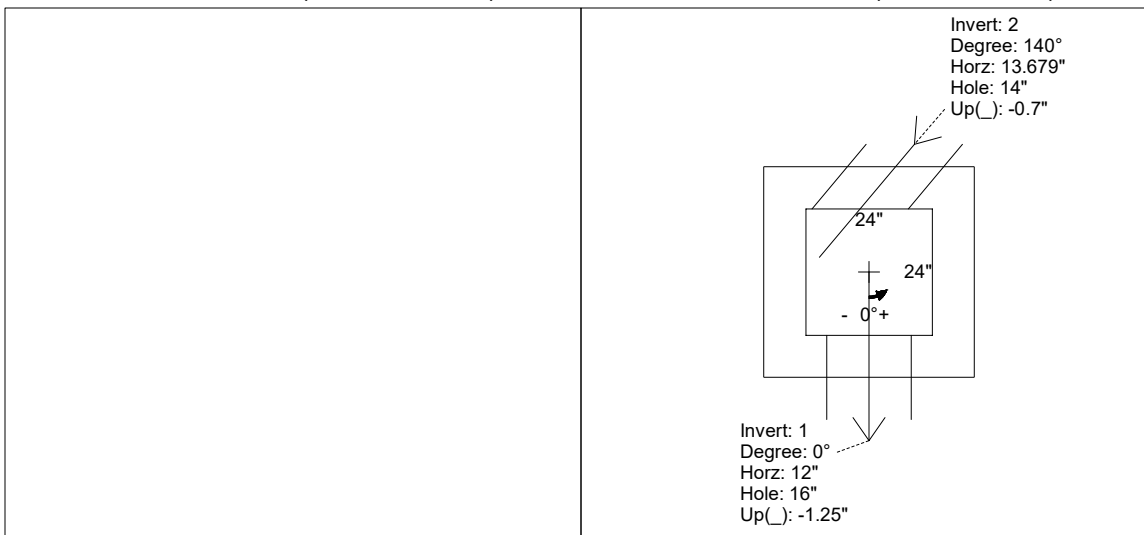
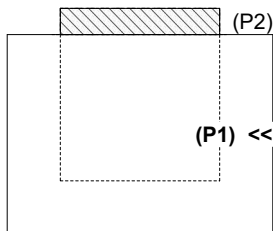
- Structure Notes:**
- PER LOUISVILLE MSD / ASTM C-913 SPECIFICATIONS
 - CONCRETE: 4,000 PSI AT 28 DAYS
 - REINFORCEMENT: #5 BAR @ 12" C.C. E.W. (GRADE 60) - 2" MIN. REBAR CLEARANCE (TYP)
 - NO STORM INVERT
 - NO STEPS
 - HOE 280T FRAME & GRATE SUPPLIED BY OTHERS

Rim: 487.3' Rim to Invert: 2.2' Slack: 0.4" Sump: 0" Step Position:

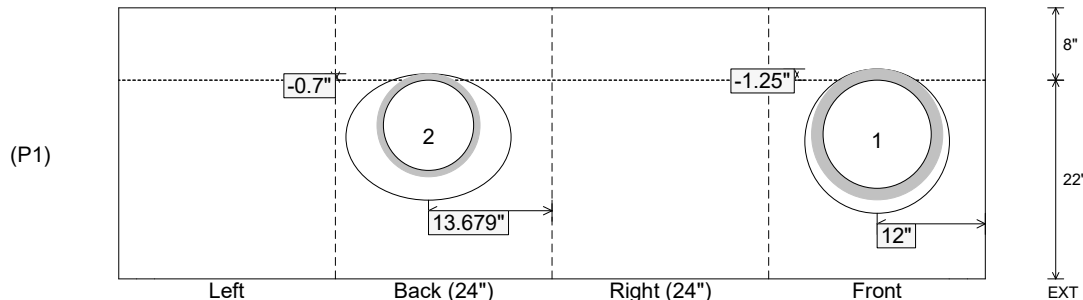
Position	Elev	Angle	Ext. (cw)	Pipe	Pipe OD	Connector	Hole	Horz Size	Up (↓)	Offset
Invert 1	485.1'	0°	20"	12" HDPE	14.5"	Hole 16	16"	16"	-1.25"	0"
Invert 2	485.1'	140°	14.967"	10" HDPE	11.4"	Hole 14	14"	18.276"	-0.7"	9"
Invert 3										
Invert 4										
Invert 5										
Invert 6										
Invert 7										
Invert 8										

RIGHT-SIDE UP VIEW (int. dimensions)

UPSIDE-DOWN VIEW (int. dimensions)



INSIDE WALL DIMENSIONS



Coating (Int):
 Coating (Ext):

Seam Up: Flat
 Seam Dn: n/a

Wall Thickness: 8"
 Floor Height: 8"

Height (Int): 22"
 Height (Ext): 30"

Weight (Net): 2695 lb
 Volume (Net): 0.69cu.yd