

Job Name: 25-4299 - Seneca High School
Job Location: Louisville, KY
Contractor: Dan Cristiani Excavating Co. Inc.

PC: J. Jarvis
 TECH: J. Horsley
 Plant: 100



Structure ID: **A20**
 Spec: MSD
 Type: CI DOUBLE
 Size: 24" x 36"

Rim: 484.5'
 Invert: 481.2'
 Rim to Invert: 3.3'

Sump: 0"
 Floor (Top): 481.2'
 Floor Height: 8"

Floor (Bot): 480.533'
 Overall Height: 3.917'
 Slack: 0.6"

Structure Notes:

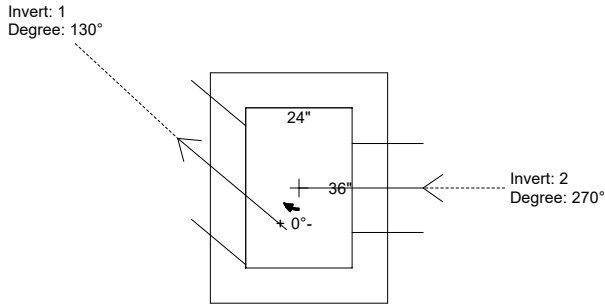
- PER LOUISVILLE MSD / ASTM C-913 SPECIFICATIONS
- CONCRETE: 4,000 PSI AT 28 DAYS
- REINFORCEMENT: #5 BAR @ 12" C.C. E.W. (GRADE 60)
- NO STORM INVERT
- NO STEPS
- HOE 470 FRAME, GRATE, & CURB HOOD SUPPLIED BY OTHERS

STRUCTURE SUMMARY:

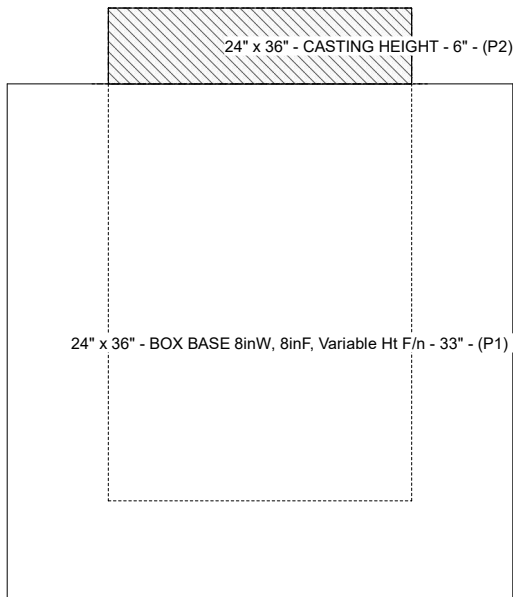
P2) 24" x 36" - CASTING HEIGHT - 6"
 P1) 24" x 36" - BOX BASE 8inW, 8inF, Variable Ht F/n - 33"
 1) 24" x 36" - Conseal CS-102 1.00"
 1) Hole - 24
 1) Hole - 20

0 lb
 4156 lb
 0 lb
 0 lb
 0 lb

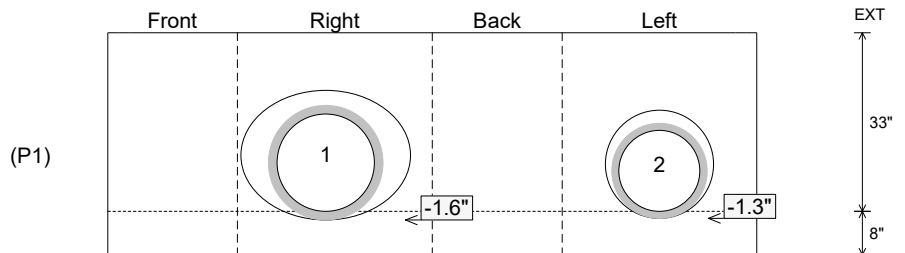
 Structure Total: 4156 lb



Position	Elev	Angle	Pipe	Pipe OD	Hole	Connector	Up (L)	Ref
Rim	484.5'							
Reducer								
Invert 1	481.2'	130°	18" HDPE	21.2"	24"	Hole 24	-1.6"	P1
Invert 2	481.2'	270°	15" HDPE	17.6"	20"	Hole 20	-1.3"	P1
Invert 3								
Invert 4								
Invert 5								
Invert 6								
Invert 7								
Invert 8								



Cast (Int. Dim.) - Interior Dimensions



Submittal Drawing
 2/13/2026 10:00:01 AM

SUBMITTAL
 APPROVED BY: