

Job Name: 25-4299 - Seneca High School
 Job Location: Louisville, KY
 Contractor: Dan Cristiani Excavating Co. Inc.

Plant: 100
 2/10/2026 8:28:37 AM

Tech: J. Horsley
 PC: J. Jarvis



Structure ID: 8+33.79

P2 MH048RS36

MH RISER T/G

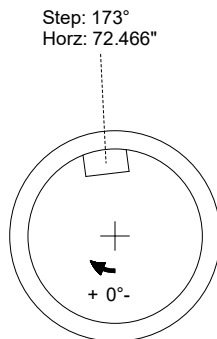
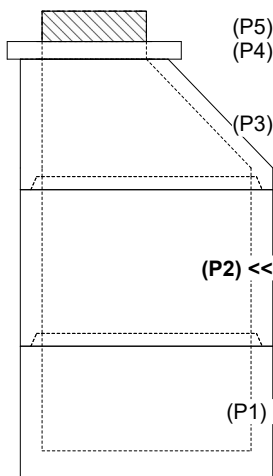
P5) 24" - CASTING HEIGHT - 7"	0 lb
P4) 24" - GRADE RING F/F - 4"	270 lb
P3) 48" - ECC CONE w/ 24" HOLE F/G - 30"	2050 lb
P2) 48" - MH RISER T/G - 36"	2515 lb
P1) 48" - MH BASE T/n - 24"	2863 lb
1) 48" - MH INVERT CHANNEL - FULL HEIGHT	1440 lb
1) JOINT WRAP - 0.065"x6"x50' CONSEAL CS212	0 lb
1) JOINT WRAP PRIMER - CONSEAL CS-75 (1 gal.)	0 lb
1) Chimney Seal - Cretex Chimney Seal	10 lb
2) 48" - Con Seal CS-102 1.00" (Double)	0 lb
3) PSX - 12-08 NYLO	24 lb
7) MH Step ML-10-TDS-NCR - 10"	0 lb
Structure Total:	9172 lb

Structure Notes:
 1. PER LOUISVILLE MSD / ASTM C-478 SPECIFICATIONS
 2. CONCRETE: 4,000 PSI AT 28 DAYS
 3. REINFORCEMENT: PER ASTM A615
 4. CRETEX CHIMNEY SEAL SUPPLIED BY ICAST
 5. STEPS AT 173 DEGREES
 6. HOE MC-420 FRAME & COVER "SANITARY LOU-MSD" SUPPLIED BY OTHERS

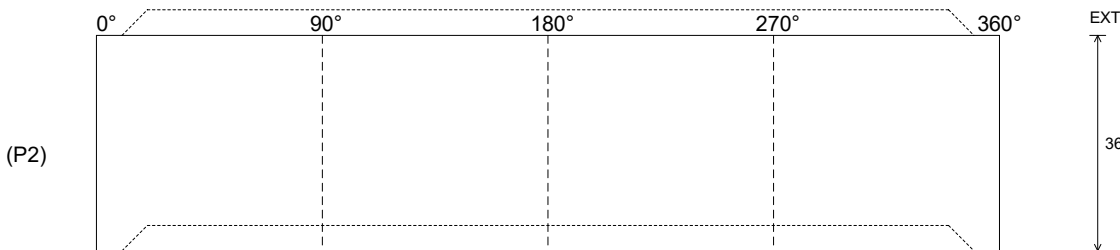
Rim: 486.25' Rim to Invert: 8.3' Slack: 1.6" Sump: 3" Step Position: 173°

Position	Elev	Angle	Ext. (cw)	Pipe	Pipe OD	Connector	Hole	Horz Size	Up ()	Offset
Invert 1										
Invert 2										
Invert 3										
Invert 4										
Invert 5										
Invert 6										
Invert 7										
Invert 8										

RIGHT-SIDE UP VIEW (int. dimensions)



INSIDE WALL DIMENSIONS



Coating (Int):
 Coating (Ext):

Seam Up: Tongue
 Seam Dn: Groove

Wall Thickness: 5"
 Floor Height: 0"

Height (Int): 36"
 Height (Ext): 36"

Weight (Net): 2515 lb
 Volume (Net): 0.64cu.yd