

Job Name: 25-4299 - Seneca High School	Plant: 100	Tech: J. Horsley	
Job Location: Louisville, KY Contractor: Dan Cristiani Excavating Co. Inc.	2/10/2026 8:28:39 AM	PC: J. Jarvis	

Structure ID: 3+42.80

P2 MH048RS36

MH RISER T/G

P4) 24" - CASTING HEIGHT - 7"	0 lb
P3) 48" - ECC CONE w/ 24" HOLE F/G - 24"	1550 lb
P2) 48" - MH RISER T/G - 36"	2515 lb
P1) 48" - MH BASE T/n - 30"	3255 lb
1) 48" - MH INVERT CHANNEL - FULL HEIGHT	1440 lb
1) JOINT WRAP - 0.065"x6"x50' CONSEAL CS212	0 lb
1) JOINT WRAP PRIMER - CONSEAL CS-75 (1 gal.)	0 lb
1) Chimney Seal - Cretex Chimney Seal	10 lb
2) 48" - Conseal CS-102 1.00" (Double)	0 lb
2) PSX - 16Y NYLO	16 lb
6) MH Step ML-10-TDS-NCR - 10"	0 lb
Structure Total:	8785 lb

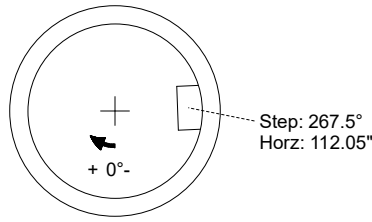
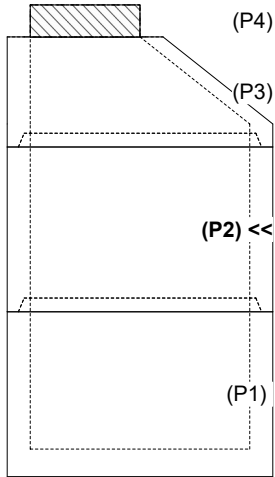
Structure Notes:

- PER LOUISVILLE MSD / ASTM C-478 SPECIFICATIONS
- CONCRETE: 4,000 PSI AT 28 DAYS
- REINFORCEMENT: PER ASTM A615
- CRETEX CHIMNEY SEAL SUPPLIED BY ICAST
- STEPS AT 267.5 DEGREES
- HOE MC-420 FRAME & COVER "SANITARY LOU-MSD" SUPPLIED BY OTHERS

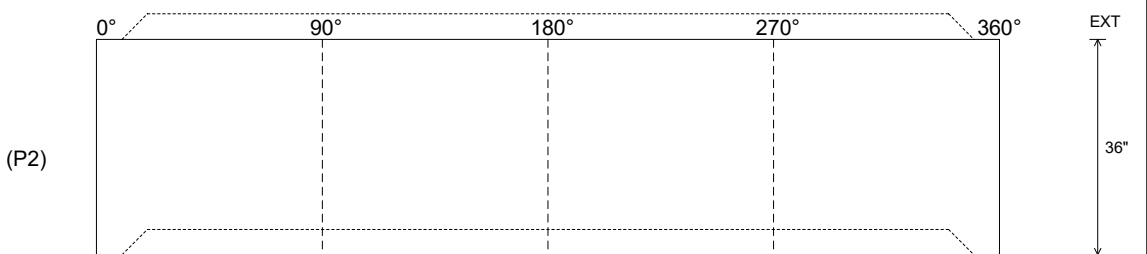
Rim: 482.3' Rim to Invert: 7.85' Slack: 0.2" Sump: 3" Step Position: 267.5°

Position	Elev	Angle	Ext. (cw)	Pipe	Pipe OD	Connector	Hole	Horz Size	Up ()	Offset
Invert 1										
Invert 2										
Invert 3										
Invert 4										
Invert 5										
Invert 6										
Invert 7										
Invert 8										

RIGHT-SIDE UP VIEW (int. dimensions)



INSIDE WALL DIMENSIONS



Coating (Int): Coating (Ext):	Seam Up: Tongue Seam Dn: Groove	Wall Thickness: 5" Floor Height: 0"	Height (Int): 36" Height (Ext): 36"	Weight (Net): 2515 lb Volume (Net): 0.64cu.yd
----------------------------------	------------------------------------	--	--	--